



2023

Open Class & 4-H Class

Tuesday, July 25th -Saturday, July 29th

Pawnee County Fairgrounds – North Toles Ave., Larned, Kansas

Our 30th Annual All-County Fair!

Find us at: www.pawneecountyfair.com

Pawnee County Fair Association

Heather Josefiak- President

Josh Riedel- Vice President

Cory Johnson- Secretary

Charles Snodgrass

Dr. Mike Burdett

Nathan Barker

Jenny Manry

Gage Skelton

Jace Lawson

Spencer VanMeter

Tim Messmer

Pawnee County Extension Staff

Kyle Grant, AG Agent

(620) 804-2568 (cell)

Cathleen Cowell, FCW Agent

(620) 804-0474 (cell)

Afton Linderer, Office Staff

(620) 804-1049 (cell)

Extension Office

(620) 285-6901(except during Fair)

FAIR OFFICE LOCATION

J.A. Haas Building

THANK YOU!

The Pawnee County Fair Association and the Pawnee County Extension wish to extend a thank you to all: Community Members, 4-H Families, Fair Board Members, Volunteers and anyone else not listed. Your help and participation is what ensures a successful County Fair every year!

LIABILITY OF EXHIBITORS & GENERAL PUBLIC

In no case shall the Pawnee County Fair or any of its officers be held responsible for damages in any loss, damage, injury, death, or disability by disease or from theft or from any other cause to any such property, or to any person at the Pawnee County Fairgrounds. The Pawnee County Fair hereby refuses to assume any responsibility for the safety as bailee or otherwise, of any property brought upon the Pawnee County Fairgrounds, said property being brought upon and kept upon said grounds at owner's risk.

The management reserves the right to exclude from the grounds any person or persons whom they deem undesirable or expel from the grounds such person or Pawnee County Fair Board officials shall have full power to interpret and to make or amend these rules. Whenever these rules do not cover, the Fair officials reserve the right to make such rulings as may appear to be in the best interest of Show and the exhibitor agrees to accept and abide such rulings.

2023 Pawnee County Fair Schedule

MONDAY-JULY 17

5:00 p.m. 4-H & Open Family Trap Shoot Larned Gun Club

TUESDAY-JULY 18

9:30 a.m. 4-H Fashion Style Revue Judging J.A.Haas Exhibit Building
 Clothing Construction Judging & Consultation
 6:00 p.m. 4-H County Appreciation Dinner Larned Community Center Gym
 6:30 p.m. 4-H Public Fashion Style Revue Larned Community Center Auditorium

WEDNESDAY- July 19

8:00 a.m. Western Heritage Shootout- Stage Shooting "The Range"
 "Pickle Creek Plinkers Posse" At Crossroads E Rd & 150th Ave
 Go West and Follow Signs

SUNDAY- JULY 23

5:00 p.m. Pawnee County Fair Set Up-4-H Youth, 4-H Families, 4-H Leaders, and Superintendents
 J.A. Haas Exhibit Building John M. Lewis & Sons Livestock Center Larned Community Center Gym
 All 4-H Youth **MUST** Sign In to be eligible for Fair Premiums

MONDAY- JULY 24

4:00 p.m. 4-H Cat & Hand Pet Show J.A. Haas Exhibit Building
 5:00 p.m. Pawnee County Community Dog Show (Fun Event) John M. Lewis & Sons Livestock Center
 6:00 p.m. 4-H Dog Show John M. Lewis & Sons Livestock Center

TUESDAY-JULY 25

8:00 a.m. 4-H Consultative Judging (see Divisions for those that are consultative) Larned Community Center
11:00 a.m.-12:30 p.m. Open Class & 4-H Exhibits CHECK-IN Larned Community Center
1:00 p.m. - 4:00 p.m. EXHIBIT JUDGING Larned Community Center
Community Center CLOSED during Judging
ONLY JUDGES, SUPERINTENDENTS & STAFF ALLOWED-NO PHOTOGRAPY 1:00-4:00 p.m.
 4:00p.m.-6:00 p.m. Exhibits open for viewing (Times subject to change) Larned Community Center
 5:00 p.m.

WEDNESDAY-JULY 26

7:00 a.m. Livestock/Animal Drop Off- (Livestock/Animals allowed to be unloaded) John M. Lewis & Sons Livestock Center
 8:00 a.m. 4-H Consultative Judging (Photography, Foods, & Crops) J.A. Haas Exhibit Building
11:00 a.m.-12:30 p.m. Open Class & 4-H Exhibits CHECK-IN J.A Haas Exhibit Building
1:00 p.m. - 4:00 p.m. EXHIBIT JUDGING J.A. Haas Building
Haas Building SOUTH DOORS CLOSED during Judging
ONLY JUDGES, SUPERINTENDENTS & STAFF ALLOWED-NO PHOTOGRAPHY 1:00-4:00p.m
 2:00 p.m. Crops ID Judging Contest Larned Community Center- Entrance
4:00p.m.-8:00 p.m. Exhibits Open for Viewing (Times subject to change) Larned Community Center
J.A. Haas Exhibit Building
 4:00 p.m. - 8:00 p.m. Commercial Booth Set Up J.A. Haas Exhibit Building & Fairgrounds
 4:30 p.m. Beef & Small Animal Weigh-In & Check-In John M. Lewis & Sons Livestock Center
 Sonograms-Sheep, Goat, Swine John M. Lewis & Sons Livestock Center
 (Each 4-H youth allowed 1 sonogram per species)
 6:30 p.m. 4-H Horse Show Pawnee County Fair Arena
 Halter and Performance followed by Speed Events

2023 Pawnee County Fair Schedule... Continued

THURSDAY-JULY 27

8:00 a.m. -8:00 p.m.	Exhibits Open for Viewing (Times are subject to change)	J.A. Haas Exhibit Building M. Lewis & Sons Livestock Center John M. Lewis & Sons Livestock Center
8:00 a.m.	4-H & Open Small Animal Shows & Competitions <i>(The following shows immediately follow each other)</i> 4-H & Open Swine Show 4-H & Open Sheep Show 4-H & Open Goat Show 4-H Fleece Wool Competition 4-H & Open Shepherds Lead	
9:00 a.m.	4-H Bake Sale	J.A. Haas Exhibit Building
9:30 a.m.	Legislative Coffee Hour	J.A. Haas Exhibit Building
10:00a.m.-1:00 p.m.	Exhibits Open for Viewing (Times are subject to change)	Larned Community Center
5:00 p.m.-7:00 p.m.	Exhibits open for Viewing (Times are subject to change)	Larned Community Center
4:30 p.m. - 5:30 p.m.	Ice Cream Social sponsored by Larned Vet Clinic & Bar F Farms	J.A. Haas Exhibit Building-Parking Lot
5:30 p.m.	4-H & Open Bucket Calf & Feeder Show	John M. Lewis & Sons Show Center
7:00 p.m.	Team Roping	Pawnee County Fair Arena
7:00 p.m. –Midnight	Beer Garden Sponsored by the Pawnee County Fair Board & the Larned Chamber of Commerce	Pawnee County Fairgrounds

FRIDAY-JULY 28

8:00 a.m.-8:00 p.m.	Exhibits Open for Viewing (Times are subject to change)	John M. Lewis & Sons Livestock Center J.A. Haas Exhibit Building John M. Lewis & Sons Livestock Center
8:00 a.m.	4-H & Open Beef Show <i>(The following shows immediately follow the Beef Show concurrently)</i> 4-H & Open Dairy Show 4-H & Open Poultry 4-H & Open Rabbit Show	
10:00a.m.-1:00 p.m.	Exhibits Open for Viewing (Times are subject to change)	Larned Community Center
1:30 p.m. -4:30 p.m.	Load-In- Pawnee County Steak Cookoff	
4:30 p.m.-9:00 p.m.	Steak Cookoff	
2:00 p.m.	Livestock Judging Contest	John M. Lewis & Sons Livestock Center
5:00-6:30 p.m.	Frog & Turtle Race and Community Carnival	Pawnee County Fair Grounds
5:00 p.m.-7:00 p.m.	Exhibits Open for Viewing (Times are subject to change)	Larned Community Center
5:00 p.m.	Pedal Tractor Pull Registration	John M. Lewis & Sons Livestock Center
6:00 p.m.	Pedal Tractor Pull	John M. Lewis & Sons Livestock Center
6:00 p.m.	Watermelon Feed- Golden Belt Telephone	J.A. Haas Exhibit Building-Parking Lot
7:00 p.m.	Ranch Rodeo Goat Roping (Immediately following Ranch Rodeo) Concert "Wes Cossman" (Immediately following Ranch Rodeo) ****Admission Price-Free Will Donation for ALL****	Pawnee County Fair Grounds Arena Pawnee County Fair Grounds Arena Pawnee County Fair Grounds Arena
7:00 p.m. -Midnight	Beer Garden Sponsored by the Pawnee County Fair Board & the Larned Chamber of Commerce	Pawnee County Fair Grounds

2023 Pawnee County Fair Schedule... Continued

SATURDAY- JULY 29

8:00 a.m.-8:00 p.m.	Exhibits Open for Viewing (Times are subject to change)	John M. Lewis & Sons Livestock Center
10:00 a.m.-3:00 p.m.	Exhibits Open for Viewing (Times are subject to change)	J.A. Haas Exhibit Building
8:00 a.m. -5:00 p.m.	Steak Cookoff	
8:30 a.m.	Sign up for Open Class Bike & Trike Rodeo	Larned Community Center-Parking Lot
9:00 a.m.	4-H Bicycle Rodeo & Open Class Bike & Trike Rodeo	Larned Community Center-Parking Lot
10:00 a.m.-3:00 p.m.	Larned Community Center Exhibits open for viewing (Times are subject to change)	
10:00 a.m.	Round Robin Showmanship	John M. Lewis & Sons Livestock Center
11:00 a.m.	Team Fitting Contest	John M. Lewis & Sons Livestock Center
4:30 p.m.	4-H & Special Awards Presentation	John M. Lewis & Sons Livestock Center
5:30 p.m.	The Glenn Mull Family Memorial 4-H Livestock Sale	John M. Lewis & Sons Livestock Center
6:30 p.m.	Alumni Livestock Competition (Funds will benefit Improvements of the Pawnee County Fairgrounds)	John M. Lewis & Sons Livestock Center
6:30 p.m. – 7:00 p.m.	Corn Hole Tournament Registration (East side of Barn)	John M. Lewis & Sons Livestock Center
7:00 p.m.	Livestock Buyers Dinner	J.A. Haas Exhibit Building
7:00 p.m. - 8:00 p.m.	EARLY EXHIBIT RELEASE J.A Haas Exhibit Building & Larned Community Center ONLY	
	<u>Absolutely NO TAKE DOWN/CLEANUP- 4-H Youth will take down Sunday 30, 2023</u>	
7:30 p.m.	Corn Hole Tournament	
7:30 p.m.-12:00 a.m.	Family Fun Night-Dance & Music by "Tim Tunes"	
8:30 p.m.	ATV Rodeo	Pawnee County Fair Arena
	Admission Price – Free Will Donation	
7:00 p.m.-12:00 a.m.	Beer Garden Sponsored by the Pawnee County Fair Board & the Larned Chamber of Commerce	Pawnee County Fair Grounds
10:00p.m.	Livestock/Animal Release	John M. Lewis & Sons Livestock Center

SUNDAY -JULY 30

7:00 a.m. – 8:00 a.m. –Exhibit Release & Take Down/Clean-Up

J.A. Haas Exhibit Building, Larned Community Center and John M. Lewis & Sons Livestock Center

Take Down/Clean up by 4-H Youth & Families-4-H Youth MUST Sign In to be eligible for Fair Premiums

TUESDAY-AUGUST 1

6:30 p.m.	Carcass Show	J.A. Haas Exhibit Building
8:00 pm	4-H Swim Party	Larned Swimming Pool

EXHIBIT LOCATIONS & HOURS

All times are subject to change due to Volunteer availability.

John M. Lewis & Sons Livestock Center

Exhibit Hours

Tuesday-July 25	Closed
Wednesday-July 26	4:00 p.m. - 8:00 p.m.
Thursday- July 27	8:00 a.m. - 8:00 p.m.
Friday- July 28	8:00 a.m. - 8:00 p.m.
Saturday- July 29	8:00 a.m. - 8:00 p.m.

Exhibits

Open & 4-H Beef	Open & 4-H Dairy
Open & 4-H Goat	4-H Horse
Open & 4-H Poultry	Open & 4-H Rabbits
Open & 4-H Sheep	Open & 4-H Swine

J.A. Haas Exhibit Building Hours

Exhibit Hours

July 25-Tuesday	Closed
July 26-Wednesday	11:00 a.m. - 1:00 p.m. 4:00 p.m. - 8:00 p.m.
July 27- Thursday	8:00 a.m. - 8:00 p.m.
July 28- Friday	8:00 a.m. - 8:00 p.m.
July 29- Saturday	10:00 a.m. - 3:00 p.m.

Exhibits

Open & 4-H Crops	4-H Shooting Sports
4-H Wildlife	Open & 4-H Photography
Open & 4-H Foods	
Open & 4-H Fleece Wool Competition	
Commercial & Educational Exhibits	

Larned Community Center

Exhibit Hours

Tuesday July 25	11:00 a.m. - 1:00 p.m. 4:00 p.m. - 6:00 p.m.
Wednesday July 26	4:00 p.m. - 8:00 p.m.
Thursday July 27	10:00 a.m. - 1:00 p.m. 5:00 p.m. - 7:00 p.m.
Friday July 28	10:00 a.m. - 1:00 p.m. 5:00 p.m. - 7:00 p.m.
Saturday July 29	10:00 a.m. - 3:00 p.m.

Exhibits

Open & 4-H Clothing	4-H Fashion Revue
4-H Energy Management	4-H Forestry
Open & 4-H Geology/Lapidary	4-H Entomology
Open & 4-H Floriculture	Open & 4-H Horticulture
4-H Reading	Open Quilting
Open & 4-H Fiber Arts	Open Textiles/Handiwork
4-H Home Environment	4-H Weeds
4-H Visual Arts	Open Arts & Crafts
Open & 4-H Woodworking	4-H SPIN Clubs
Open & 4-H Notebooks/Posters/Displays	

STEM

Open & 4-H Rocketry
4-H Architectural Block Construction
4-H Astronomy
4-H Ag Mechanics
4-H Computers
4-H Education Display
4-H Robotics
4-H Unmanned Aerial Systems

PAWNEE COUNTY FAIR & EVENTS - PARKING

400 East 18th – Larned

Handicap Parking

Located around J.A.Haas Building

Fair & Event Parking

Located in areas around Pawnee County Fair Grounds unless otherwise stated.

Table of Contents

General Information

GENERAL FAIR INFORMATION

Pawnee County Fair Board.....	2
Pawnee County Extension Staff and Contact Information.....	2
Fair Office Location	2
Thank You.....	2
Liability of Exhibitors and General Public	2
2023 Pawnee County Fair Schedule	3
Exhibit Locations and Hours.....	6
Pawnee County Fair & Events Parking Information.....	6
Table of Contents-General Information	7
Table of Contents-Open Class.....	8
Table of Contents-Traditional 4-H	9
<u>Special Events, Contests and Awards Information</u>	
Youth and Family Trap Shoot.....	11
Pawnee County 4-H Appreciation Dinner & Public 4-H Fashion Style Revue.....	12
Western Heritage Shootout.....	12
Pawnee County Fair Scavenger Hunt.....	13
Community Dog Show & 4-H Dog Show	13
Pawnee County Fair Crops ID Contest	14
Pawnee County Fair Steak Cookoff.....	15
Pedal Power Tractor Pull.....	16
Ranch Rodeo, Goat Roping & Wes Cossman Concert	16
4-H Round Robin Showmanship	17
Beef Team Fitting	17
Glenn Mull & Mull Family Memorial 4-H Livestock Sale & Food Project Sale.....	18
4-H Carcass Show	18
Alumni Livestock Show Competition	19
Saturday July 29 Events	19
Commercial & Educational Exhibits.....	20
RV Hook-up Information.....	22

Table of Contents

OPEN CLASS

OPEN CLASS GENERAL INFORMATION

OPEN CLASS General Rules and Regulations	23
Copyright Law	24
OPEN CLASS Livestock Rules and Regulations	24
<i>*ENTERING THE FAIR* - Open Class.....</i>	25
Youth & Family Trap Shoot	11
Community Dog Show.....	13
Crops ID Contest	14
Market Alfalfa and Wheat Show	32
Pedal Power Tractor Pull.....	16
Beef Team Fitting.....	17

OPEN CLASS DIVISIONS

Open Class Arts & Crafts- Larned Community Center.....	27
Open Class Beef- Livestock Center/Barn	29
Open Class Clothing- Larned Community Center	30
Open Class Crops-Haas Building	31
Open Class Floriculture- Larned Community Center.....	34
Open Class Foods-Nutrition- Haas Building	36
Open Class Geology/Lapidary-Larned Community Center	39
Open Class Goat-Livestock Center/Barn	41
Open Class Horticulture-Larned Community Center	42
Open Class Photography- Haas Building	43
Open Class Poultry- Livestock Center/Barn	47
Open Class Quilting-Larned Community Center	47
Open Class Rabbits- Livestock Center/Barn	49
Open Class Rocketry-Larned Community Center	50
Open Class Sheep- Livestock Center/Barn	51
Open Class Shepherd's Lead-Livestock Center/Barn	52
Open Class Swine-Livestock Center/Barn	53
Open Class Textile & Handiwork-Larned Community Center.....	54
Open Class Trike & Bike Rodeo-Larned Community Center Parking Lot	56
Open Class Woodworking-Larned Community Center	57

Table of Contents

TRADITIONAL 4-H

GENERAL 4-H INFORMATION

4-H General Rules and Regulations.....	58
Copyright Law	58
4-H Livestock Rules and Regulations.....	60
Fair Prize Money and High Point Boy & Girl Point System	62
ENTERING THE FAIR - 4-H Exhibitors.....	63
4-H Special Awards, Contests, and Events.....	64
Rate of Gain Contest, High Point Boy & Girl, Carcass Show, Outstanding Fair Helper, Herdsmanship.....	64
Round Robin Showmanship.....	17
Beef Team Fitting.....	17
Glenn Mull Family Memorial 4-H Livestock Sale Rules.....	18
Carcass Show.....	18

4-H DIVISIONS

4-H Beef-Livestock Center/Barn	65
4-H Bicycle Rodeo-Larned Community Center Parking Lot.....	71
4-H Cat- Haas Building	72
4-H Clothing & Textiles-Larned Community Center.....	73
4-H Crops- Haas Building	75
4-H Dairy Cattle-Livestock Center/Barn	78
4-H Dairy Goat-Livestock Center/Barn	80
4-H Dog Show-Livestock Center/Barn	81
4-H Energy Management-Larned Community Center.....	83
4-H Entomology-Larned Community Center	87
4-H Fashion Style Revue-Larned Community Center	91
4-H Fiber Arts-Larned Community Center	93
4-H Fleece Wool Competition – Haas Building	95
4-H Food-Nutrition-Haas Building	96
4-H Food Preservation-Haas Building.....	99
4-H Forestry-Larned Community Center	101
4-H Geology-Larned Community Center	103
4-H Goat-Livestock Center/Barn.....	106
4-H Hand Pets-Haas Building	108
4-H Home Environment-Larned Community Center.....	109
4-H Horse-Livestock Center/Barn	111
4-H Horticulture-Larned Community Center.....	115
4-H Notebooks, Posters & Displays-Larned Community Center	118
4-H Photography-Haas Building	121

TRADITIONAL 4-H Continued

4-H Poultry-Livestock Center/Barn.....	122
4-H Rabbits-Livestock Center/Barn	123
4-H Reading-Larned Community Center.....	125
4-H Sheep-Livestock Center/Barn.....	127
4-H Shepherd’s Lead-Livestock Center/Barn.....	129
4-H Shooting Sports-Haas Building.....	130
4-H STEM Agriculture Management-Larned Community Center	132
4-H STEM Architectural Block Construction-Larned Community Center	135
4-H STEM Astronomy-Larned Community Center	137
4-H STEM Computers-Larned Community Center.....	138
4-H STEM Educational Exhibits-Posters, Notebooks & Displays-Larned Community Center	142
4-H STEM Robotics-Larned Community Center	145
4-H STEM Rocketry-Larned Community Center	148
4-H STEM Unmanned Aerial Systems-Larned Community Center	151
4-H Swine-Livestock Center/Barn	153
4-H Visual Arts-Larned Community Center	155
4-H Wildlife-Haas Building.....	157
4-H Woodworking-Larned Community Center	158
<u>4-H SPIN CLUB DIVISION</u>	
SPIN Club Information.....	159

SPECIAL EVENTS, CONTESTS, AND AWARDS

YOUTH & FAMILY TRAP SHOOT

Superintendents: Larry Skelton & Nathan Barker

Monday July 17, 2023

5:00 p.m.

Larned Gun Club * 1198 110th Ave. Larned, KS 67550 (Past the Saddle Club Arena)

4-H FEES: No Cost

OPEN CLASS FEES: \$10.00 Entry Fee * \$6.00 Target Fee * \$16.00 Entry & Target Fee

SPECIAL AWARDS:

1st, 2nd, and 3rd place medals for Open Class Youth & Adult Shotgun- Larry Skelton

1st, 2nd, and 3rd place awards for the Intermediate and Advanced 4-H Youth Shotgun-Jamie & Kaci Kirby

1st, 2nd, and 3rd place awards for the Beginner 4-H Youth Shotgun-Discrete Defense Solutions

RULES

4-H

1. 4-H'ers who have completed the Shotgun Training course this year and attended practices.
2. **4-H'ers enrolled in Shooting Sports: Shotgun MUST enter in the 4-H Division through Fair Entry.**

OPEN CLASS

1. Must demonstrate proper gun handling and gun safety skills; and who are
2. Ages 10 years and older as of January 1, of current year.
3. Equipment needed: Personal Shotgun
2 boxes of 25 shotgun shells-7-1/2 or smaller.
4. Each participant will shoot 25 rounds from the 16-yard line and a handicap yardage (20-27 yardage).
5. Out of state participants allowed.

*4-H Council and 4-H Families
of Pawnee County Present:*

**Pawnee County 4-H
Appreciation Dinner
&
Public 4-H Fashion
Style Revue**

Tuesday July 18, 2023

Dinner served at 6:00 PM

Larned Community Center Gym

Tickets at the Door: \$5 per person

MENU

FRIED CHICKEN * MASHED POTATOES * CORN * DESSERT

**Western Heritage Shootout
Spectator Event**

July 19, 2023 * 8:00 a.m.

“The Range”

Cross Roads of E Road & 150th Ave and Head West

Follow signs to “The Range”

Old West Staged Shooting * Persona’s * Clothing & Costumes
Come Introduce Yourself to Our Pickle Creek Plinkers Posse!

PAWNEE COUNTY FAIR SCAVENGER HUNT



Question Sheet Locations and Dates:

Larned Community Center

Tuesday, July 26,

Thursday, July 28 – Saturday, July 30

J.A. Haas Exhibit Building

Wednesday, July 27 - Saturday, July 30

Winners Announced At:

4-H & Special Awards Ceremony * Saturday, July 30 at 4:30 p.m. * John M. Lewis & Sons Livestock Center

Please find Kathy Hammeke if you have any questions. **GOOD LUCK!**

Community Dog Show & 4-H Dog Show

Superintendents: Keri Applequist, Jennifer Applequist, and Lois Eye

John M Lewis and Sons Livestock Center
Monday, July 25, 2023

5:00-6:00 p.m. – Community Dog Show Fun Event

6:00 p.m. – 4-H Dog Show

Come enjoy or participate in this fun-filled event!
Health papers must be current and produced if requested.

25
JUL



Pawnee County 4-H Crops Team presents

THE 2023 PAWNEE COUNTY FAIR CROPS ID CONTEST

*Open to all kids age 8-18,
with 4-H categories & a
non-4-H category.

At the Larned Community
Center Foyer (Entrance)
Wednesday, July 26th, 2023
Starting at 2:00 p.m.

*Prizes awarded to 1st, 2nd,
and 3rd place in at least three
divisions!

--Jr. Div, Sr. Div, and Non-4H Divisions--

For more information, text James or
Audra Seeman at (620) 285-9780.

Prizes sponsored by
Loving Farms, Golden
Valley Inc., Wolff Ag
Consulting, Kelty
Farms, Purple Wave,
and Seeman Farms
Beef & Seed Wheat

MARKET ALFALFA SHOW

YOUTH MARKET ALFALFA SHOW


MARKET WHEAT SHOW

DETAILS ON PAGES 30-33



PAWNEE COUNTY FAIR STEAK COOKOFF

400 East 18th Street * Larned, KS 67550



**GOLDEN VALLEY INC.
PAWNEE COUNTY FAIR
STEAK COOKOFF**

Golden Valley Inc. July 28, 2023 - Larned, KS Golden Valley Inc.

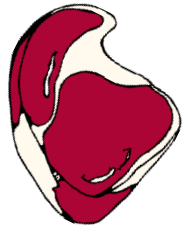
<u>EVENT LOCATION</u> 400 E 18th St Larned, KS 67550	<u>ENTRY FEES</u> Steak \$150 Bloody Mary \$25	<u>PROMOTER INFO</u> Cory Johnson 785-656-0124	<u>TEAM SPACES</u> No Limit
--	--	--	--------------------------------

cory.johnson@highplainsfarmcredit.com

<p>STEAK PAYOUT</p> <p>1st Place \$1000 2nd Place \$500 3rd Place \$400 4th Place \$300 5th Place \$200 6-10th Place \$100</p> <p>BLOODY MARY PAYOUT</p> <p>1st Place \$125 2nd Place \$75 3rd Place \$50 4th Place \$25 5th Place \$25</p>	<p>EVENT TIMELINE</p> <p>1:30-4:30pm Load In 4:30 Cooks Meeting 5:15 Judges Meeting 6:15-6:30 Bloody Mary Turn In 7:30-8 Steak Turn In 9:00 Awards</p> <p>SCA REP Carolyn McInteer 620-253-9952</p>
---	---

Qualifier for the Kansas State Championship

SIGN UP AT STEAKCOOKOFFS.COM



**GOLDEN VALLEY INC.
PAWNEE COUNTY FAIR
DOUBLE STEAK COOKOFF**

Golden Valley Inc. July 29, 2023 - Larned, KS Golden Valley Inc.

<u>EVENT LOCATION</u> 400 E 18th St Larned, KS 67550	<u>ENTRY FEES</u> Steak A \$150 Steak A & B \$300 Burger \$25 Kids Ribeye \$25	<u>PROMOTER INFO</u> Cory Johnson 785-656-0124	<u>TEAM SPACES</u> No Limit
--	--	--	--------------------------------

cory.johnson@highplainsfarmcredit.com

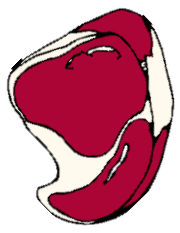
<p>EACH STEAK PAYOUT</p> <p>1st Place \$1000 2nd Place \$500 3rd Place \$400 4th Place \$300 5th Place \$200 6-10th Place \$100</p> <p>KIDS PAYOUT</p> <p>1st Place \$100 2nd Place \$75 3rd Place \$50 4th-10th Place Medals</p> <p>BURGER PAYOUT</p> <p>1st Place \$125 2nd Place \$75 3rd Place \$50 4th Place \$25 5th Place \$25</p>	<p>EVENT TIMELINE</p> <p>9am Cooks Meeting Steak Selections A & B, Kids 11:00 Judges Meeting 12-12:15 Kids Turn In 1-1:15 Burger Turn In 2-2:30 Steak A Turn In 3:30-4 Steak B Turn In 5:00 Awards</p> <p>SCA REP Carolyn McInteer 620-253-9952</p>
--	---



QUALIFIER RECEIVES A PAID ENTRY
Both Steak A & B

Qualifier for the Kansas State Championship

SIGN UP AT STEAKCOOKOFFS.COM



PEDAL POWER TRACTOR PULL

Superintendent & Sponsor: Pawnee County Farm Bureau

John M. Lewis Livestock Center Show Arena

Friday, July 28, 2023

Registration - 5:00 p.m. Start Time - 6:00 p.m.



No Entry Fee

Ages: 12 years and under.

Prizes for 1st, 2nd, and 3rd places will be awarded in each age division.

Parents must be present at registration to sign the permission slip.

Contestants must wear close-toed shoes.



Ranch Rodeo * Goat Roping * Wes Cossman Concert

PAWNEE COUNTY FAIR

RODEO NIGHT

Ranch Rodeo
&
Goat Roping

featuring

WES COSSMAN

LIVE IN CONCERT


FRIDAY PAWNEE COUNTY FAIR GROUNDS 7:30
JULY 28 400 EAST 18TH ST. LARNED, KS P.M.

ADMISSION: FREE WILL DONATION

4-H ROUND ROBIN SHOWMANSHIP

Superintendent: Beth Pinkston

Saturday, July 30, 10:00 a.m.



SPECIAL AWARDS:


Grand Champion Round Robin Showman-Belt Buckle- Sponsored by the Amber Schmitt Memorial

Reserve Grand Champion Round Robin Showman Award- Sponsored by Jansyn Van Horn

If a species division is left without a Grand Champion and Reserve Grand Champion, the 4-Her's in the next placings following the Grand Champion and Reserve Grand Champion will be allowed to participate. There should be 2 competitors from each species. 4-H'ers may NOT show their own animals in this event.

RULES

1. Recipients of Grand Champion and Reserve Grand Champion in the **BEEF, SHEEP, SWINE, GOAT and HORSE** divisions are invited to participate in the Round Robin Showmanship. If an individual is a Grand Champion or Reserve Grand Champion in more than one species, the 4-Her must select only one species to show.
2. Contestants must agree to provide the Grand/Reserve Champion livestock. Superintendent has discretion on animals used in the contest. An animal deemed hard to handle/dangerous, may be substituted for.
3. Any substitution of animals for the competition due to injury or sickness will be made at the discretion of that species Superintendent.
4. If there are not two showmen in each species, the Superintendent will find a substitute animal for the contest with the permission of the owner and the owner present.
5. Animals to be used in the competition must be clean to show but don't have to be fitted.




BEEF TEAM FITTING Fun and Educational Event

Open and 4-H

Saturday, July 30 * Signup: 10:00 a.m. Event: 11:00 a.m.

Superintendent: Colton Kirby and Charles Snodgrass



RULES

1. Open to youth ages 3 and up. Both 4-H'ers and non-4-H'ers.
2. 4-Hers in the Beef Project will be assigned as team leaders
3. **NO** paint or clippers are to be used.
4. 30-minute time limit to fit the animal prior to show ring evaluation. Animals need to be clean and blown out.
5. Youth may use their own animal or borrow one. If borrowed, permission must be obtained from the owner.
6. Judge may ask questions.
7. Rules or requirements may change at the time of Show depending on the number of entries.

GLENN MULL FAMILY MEMORIAL 4-H LIVESTOCK SALE 4-H FOODS PROJECT SALE

Saturday, July 29, 2023 * 5:30 p.m.

RULES

PREMIUM MONIES FOR LIVESTOCK & FOOD SALE ONLY:

1. No meat available for purchase.
2. 4-H exhibitors may sell only ONE species or food item.
3. Classes qualifying for the sale will come from 4-H Foods Project Champions, Poultry or Rabbit Meat Pen and Market Livestock (Lamb, Goat, Swine, or Beef).
4. **Market Livestock**- 4-Her must have completed an "Intent to Sell/Carcass Show" form at the time of Fair Entry for each Market Livestock species choosing to potentially sell.
5. **Food Items**: 4-Her with qualifying Champion food item **MUST complete an "Intent to Sell" form by Thursday July 27 at 5:00 p.m.** 4-Her with more than one qualifying Champion food item must choose only one to sell.
6. Market sale animals must be entered in the Carcass Contest for that Species and taken to Mead Locker and Processing, LLC.
7. A different hog, sheep, goat, and beef, may be driven in the sale ring.
8. 4-Her MUST NOTIFY the FAIR OFFICE 1 HOUR AFTER ALL SHOWS ARE COMPLETED to indicate which Market Livestock will be sold. Only one species can be sold per 4-Her. All other 4-H market livestock will be taken home.
9. Pawnee County Fair Association collects 10% from the 4-H'er on the premium of the sale market livestock/food project item. **The 4-H'er will also forfeit the class premium on the sale animal/food.**
10. Minimum weights:
Goat – 60 lbs * Lamb – 100 lbs * Hogs – 200 lbs * Beef – 1,000 lbs * Bucket Feeders – 900 lbs.
11. All 4-H Exhibitors are required to help clean up at 7:00 a.m., Sunday, July 31, or ALL premiums (sale included) will be forfeited. The 4-H'er will need to find an Agent to sign in for their attendance. If it is known in advance that there will be conflicts, please deliver it in writing to the Extension Agent no later than 8:00 p.m. on Wednesday of the Fair. Emergencies will be reviewed by the Extension Agent.

4-H CARCASS SHOW

Superintendents: Evan Cooper, Kory Josefiak, Tyson Steffen
Tuesday, August 1, 6:30 p.m. @ the J.A. Haas Building

SPECIAL AWARDS:

1st, 2nd, and 3rd Beef Carcasses and Swine Carcasses will be awarded at the Pawnee County Achievement Banquet- October 2023.

RULES

1. **Only one animal (steer, or hog) per exhibitor is eligible.**
2. **4-Her must have completed an "Intent to Sell/Carcass Show" form at the time of Fair Entry for each Market Livestock species choosing to potentially sell.**
3. **4-Her MUST NOTIFY the FAIR OFFICE 1 HOUR AFTER ALL SHOWS ARE COMPLETED** to indicate which Market Livestock will be sold. Only one species can be sold per 4-Her. All other 4-H market livestock will be taken home.
4. **The exhibitor, or a representative of the family, must be present for the carcass show placing discussion to be eligible for the award at the Pawnee County Achievement Banquet.**
5. **Minimum weights:**
Goat – 60 lbs * Lamb – 100 lbs * Hogs – 200 lbs * Beef – 1,000 lbs * Bucket Feeders – 900 lbs.

Alumni Livestock Show Competition

Calling all proud 4-H alumni and livestock enthusiasts!

Are you ready to relive your glory days in the show ring? Sign up friends and family to show livestock on **Saturday, July 29th, at 6:30 p.m.** in the John M. Lewis and Sons Livestock Center.

Be in the running for prestigious titles, such as "People's Choice" and "Judges Choice." Bribery is not prohibited and costumes and fun are highly encouraged! Participants need to bring themselves and closed-toed shoes.

All funds raised will go to future fair improvements.

\$10 sign-up, \$10 buy-out

PAWNEE COUNTY FAIR EVENTS SATURDAY JULY 26, 2023

CORN HOLE

6:30-7:00 p.m. Registration

7:30 Tournament

ATV RODEO

8:30 p.m.

FAMILY FUN NIGHT MUSIC & DANCE

7:30 p.m.- 12:00 a.m.

Requests Taken!

Brought to you by: Tim Tunes



BEER GARDEN

7:00 p.m.-12:00 a.m.

COMMERCIAL & EDUCATIONAL EXHIBITS

The 2023 Pawnee County Fair Association is now accepting reservations for the commercial exhibit display space for the 2023 Pawnee County Fair. Reservation forms are available on the website, need to be completed and returned along with payment to reserve your space. Electricity fees must be paid by the day, or at Fair closing, based on number of days at location, or in advance, if you know you will be at the Fair during **ALL** days of the Fair. Confirmation and guidelines shall be sent upon receipt of the reservation.

Fair exhibitors are asked to set up on Wednesday, July 26, from 4:00-8:00 p.m. Show hours will be 9:00 a.m. to 9:00 p.m. daily through 3:00 p.m., Saturday, July 29. These times are flexible with permission of Fair Officials.

Reservations may be sent to the Pawnee County Fair Association at:

715 Broadway, Room 6, Larned, KS 67550; or call (620) 285-6901.

Commercial & Educational Exhibit Guidelines

Booth Information

Commercial exhibits will either be an outdoor booth, or indoor booth at the Larned Community Center, or J.A. Haas Exhibit Building. Please specify your preference when reserving a booth area. Booths will accommodate an eight (8) foot table and normal height restriction of eight (8) feet, unless prior written approval has been obtained from Fair Officials. All signs must be done in a professional manner. Any exhibitor having signs which detract from overall dignity of show will be asked to remove said signs from booth. Custom built displays are desired and more effective because of their eye appeal. The Fair Officials reserve the right to reject any exhibit, or part thereof, which is not in keeping with the character and spirit of the show. Tables are furnished.

Setup & Hours

Setup – Wednesday, July 26: 4:00 p.m. - 8:00 p.m.

Hours – Wednesday, July 26 - Friday, July 28: 9:00 a.m. - 9:00 p.m.

Saturday, July 29: 9:00 a.m. - 3:00 p.m.

Outdoor Booth Construction

Outdoor booths are 25' x 40'. There are no height restrictions on outside exhibits. All signs must be done in a professional manner. Any exhibitor having signs that detract from overall dignity of the show will be asked to remove said signs from the booth. The Fair Officials reserve the right to reject any exhibit, or part thereof, which is not in keeping with the character of the show.

Installation

The installation of exhibits begins at 4:00 p.m., Wednesday, July 26, and completed by 8:00 p.m. same day. If additional time is necessary than what is allotted, contact Show Officials.

Sound Equipment

Loud speakers, radios, television sets, or the operation of any machinery or equipment which has sufficient volume to be annoying to neighboring exhibitors will not be permitted. Public address systems used to attract attention of people passing in front of any booth will be prohibited.

Combustible Materials – Pertains to inside exhibits only.

Combustible oils, gasses, or charcoal cannot be used. All flammable material must be fire proofed.

Selling of Products in Booth

Retail selling of products over the counter on a carry out basis must have prior written approval. Orders may be taken for merchandise or services to be delivered or rendered at a future date. Selling activity must be confined to limits of assigned booth space(s)

Commercial & Educational Exhibit Guidelines... Continued

Distribution of Literature and Souvenirs

Printing, advertising, souvenirs, etc., may be distributed by exhibitors from their space only. Any souvenir or advertising that is of any objectionable or undignified character will not be permitted. All such gifts are subject to the approval of the Fair Show Officials.

Care of Exhibit Space

It is Exhibitors' responsibility to police and clean up their own exhibit booths. All exhibits must remain intact until 3:00 p.m., Saturday, July 29. This time is flexible with Fair Officials' permission. Props and properties cannot be removed before that time without permission from the Show by maintaining their exhibits throughout the exhibition in perfect condition. Written permission is to be obtained if there is to be any masonry construction.

Sub-letting Space

An exhibitor shall not assign, sublet, or apportion the whole or any part of the space allotted to him, nor exhibit therein any other goods, apparatus, service advertising signs, etc., other than those manufactured or sold by the exhibitors in the regular course of his business, without consent of the Fair Officials. When it was necessary to use the equipment of another manufacturer, distributor, or dealer whose equipment should be displayed separately, then no advertising of that equipment may be in evidence.

Unoccupied Space

If an exhibitor fails to occupy space contracted for, or fails to comply in any other respect with the terms of the fair agreement, the Fair Officials have the right to rent such space to any other applicant without releasing the exhibitor from paying the sum agreed upon in the contract.

Educational Exhibits

Educational Exhibits will be allowed free of charge. However, very limited space is available. You must fill out the entry form on the website to reserve space. Location will be decided by Fair Officials. No selling of products will be allowed. If you wish to sell products, you must have prior approval and the same rules will apply as to Commercial Exhibits.

Eventualities

In the case of fire, other elements, or by any other cause, or in case of any other circumstances shall make it impossible for the Fair Officials to permit the contracted space to be occupied by the exhibitor, the fair contract shall terminate and the exhibitors shall waive any claim for damages or compensation.

Liability

The Fair Board, commercial exhibit committee, nor any members of any fair committee or their representatives, will be responsible for any injury, loss, or damage that may occur to the exhibitor, or to the exhibitor's employees or property from any cause whatsoever, prior, during, or subsequent to the period covered by the fair contract, and the exhibitor on signing contract expressly releases the foregoing named organization, individuals, representatives, committee, and officials from any or all claims for such loss, damage, and injury. Watchmen will patrol booths at night giving ordinary care. It is a provision of this contract that all exhibitors have public and property liability to protect themselves.

Security

Fairgrounds will be put on night police watch patrol by and through Larned Police Department and Pawnee County Sheriff's Office.

CAMPSITE & RV HOOK-UP INFORMATION

All Campsites & RV Hook-ups are first come, first serve.

1. RV Hook-ups Rates:
 - a. 4-H Families- \$25.00
 - b. Non-4-H- \$25.00- One Night and \$20.00 per night
2. Completed Contract and Payment is due **BEFORE** the first night.
Prior to Fair - Pawnee County Extension Office (715 Broadway Room 6 Larned)
During the Fair (on/after July 23) – Pawnee County Fair Office (J.A. Haas Building)
3. Fair Board members will make periodic checks to make sure all occupied campsites have tags.

Campsite & RV Hook-up Rules

1. At least one adult (18 or older) must stay in each Camper, RV, or Trailer each night.
2. Each Camper, RV, or Trailer must have a permit displayed in the window closest to the entry door.
3. The person purchasing the campsite shall be the only one occupying the campsite.
4. NO OPEN FIRES permitted in the campsites.
5. No ATV's/four wheelers/golf carts permitted in the camping areas.
6. Campers shall maintain their site free of trash and debris.
7. NO ALCOHOL permitted in the Camping Area.
8. All Campers agree to conduct themselves in an acceptable manner and show consideration to all other campers.
9. The Pawnee County Fair Association shall not be responsible for any loss or damage to either camping vehicle, the vehicle pulling the camper, or the property.
10. Failure to comply with these rules will result in forfeiture of camping privileges and removal from fair grounds with no refund given.
11. The Pawnee County Fair Association will rule on any questions not specifically covered in these rules.
12. There is one water hydrant that may be used to fill tanks. You may not stay connected to the hydrant as others need to be able to access it also.

OPEN CLASS

GENERAL RULES & REGULATIONS

1. Read General Fair Information.
2. All Open Class Divisions will follow the Open Class General Rules and Regulations unless there are specific and special rules within the Divisions that supersede any conflicting General Rule. If there is a conflict between the Special Rules and the General Rules, Pawnee County Fair Board will govern the final ruling.
3. Competition is open to Kansas residents only, unless otherwise stipulated in department rules.
4. ENTRY MUST BE YOUR OWN WORK.
5. A person may exhibit the same item only one time at the Fair unless otherwise stated in the Division Rules.
6. All items being entered must have been constructed and/or purchased after the conclusion of the previous year's Pawnee County Fair unless stated otherwise in the department rules. All exceptions will be noted in their respective fair book sections.
7. Competition at the Pawnee County Fair is governed by rules in each department.
8. If you are entering livestock, please read the Open Class Livestock General Regulations also.
9. All exhibits being displayed and judged at the Larned Community Center, must be entered from 11:00 a.m. to 12:30 p.m., on Tuesday, July 26 at the Community Center. **When bringing entries in for judging, you must personally give your entries to the Superintendent. Entries that are just left on the table will NOT be judged. The building will be closed for judging of exhibits at 1:00 p.m. During this time only 4-H exhibitors (and their parent) who are doing consultative judging will be allowed to remain in the building and they will be asked to leave immediately upon completion of their consultative judging.**
10. All exhibits being displayed and judged at the J.A. Haas Building, must be entered from 11:00 a.m. to 12:30 p.m., on Wednesday, July 27 at the J.A. Haas Building. **When bringing entries in for judging, you must personally hand your entries to the Superintendent. Entries that are just left on the table will NOT be judged. The building will be closed for judging of exhibits at 1:00 p.m. During this time only 4-H exhibitors (and their parent) who are doing consultative judging will be allowed to remain in the building and they will be asked to leave immediately upon completion of their consultative judging.**
11. There are NO cameras allowed in either the Larned Community Center or the J.A. Haas Building until 4:00pm on Wednesday July 26.
12. The age you are as of January 1st of the show year is the age that will be used to determine which age division you will be entered under.
Age Divisions are as follows:
Preschool – 6 yrs. & under
Youth – 7-12 yrs.
Intermediate – 13-18 yrs.
Adult – 19-64 yrs.
Senior – 65 yrs. & over.
(No age divisions in livestock classes.) If we do not receive six entries in an age division for a class, those respective entries may be combined without age divisions.
13. Exhibit Release:
Early Release: Saturday July 29, 2023 7:00-8:00p.m. (ABSOLUTELY NO TAKE DOWN)
Exhibit Release: Sunday July 30, 2023 7:00 a.m.-8:00 a.m.
Livestock Exhibit Release: Saturday July 29 10:00 p.m.
All Livestock Fair exhibitors are required to help clean up.
14. First, second, and third places will be awarded ribbons and premiums of \$3.00, \$2.00, and \$1.00, respectively. There will be a Champion and Reserve Champion given in each class, if justified. Grand Champion and Reserve Grand Champion will be awarded in each department, if justified.
15. OPEN CLASS PREMIUMS can be claimed at the time of Exhibit Release on Sunday July 30, 2023 or will be available in the Extension Office after the fair for 60 days. 4-Her's who entered in OPEN CLASS will receive their Open Class Premium on Sunday July 30, 2023.
16. The entry clerks shall under no circumstance allow the awards records to go from their possession or to be inspected by anyone, except authorized officers until entries of the judges' decisions have been made.

COPYRIGHT LAWS

Exhibitors should learn the guidelines and exercise caution when using copyrighted materials whenever possible by originating their own work. Exhibitors should use with caution a copyrighted and/or trademarked product or service (a brand name, label, or product). A copyright and trademark are legal methods used by writers, artists, corporations, and others to protect their original work. Protected items may range from books to music, logos to computer graphics. Copyrighted and/or trademarked materials used in displays, demonstrations, posters, or other activities will be disqualified if the exhibitor does not request permission to use the copyrighted and/or trademarked materials and will not be displayed or receive ribbons. The use and inclusion of specific brand names for educational purposes does not imply endorsement or refusal by the Department of 4-H Youth Development, Kansas State University Agriculture Experiment Station and Cooperative Extension Service, or the State of Kansas.

LIVESTOCK GENERAL RULES & REGULATIONS

1. Under Kansas Law, there is no liability for an injury to or death of a participant in domestic animal activities resulting from the inherent risk of domestic animal activities pursuant to sections 1 through 4 of Kansas State Annotated 60-208. You are assuming the risk of participating in this domestic animal activity.
2. Open Class livestock entries are not required to stall at the County Fair.
3. Livestock exhibitors must show their own entries. Exceptions may be made at the discretion on the Fair Board.
4. **Livestock/Animals being shown in Open class are NOT eligible for entry in 4-H Classes. Livestock being shown in 4-H are NOT eligible for entry into Open Class.**
5. No one under the age of 3 will be allowed to show livestock.
6. Exhibitors are asked to dress appropriately for showing livestock.
7. Exhibitors must furnish their own feed, water, and equipment for all livestock exhibits.
8. Exhibitors are expected to keep their animals cared for and their pen or stall space clean. Premiums can be withheld for failure to do so.
9. For livestock of wild nature, the superintendent and/or Extension Agent will decide whether it is reasonably safe to allow the animal to enter the show ring.
10. No artificial coloring will be permitted above the flank. Any product administered internally or used externally to alter the conformation and/or appearance of an animal for exhibition is prohibited. This includes the covering of skin coloring not characteristic of the breed's identity, false tail heads (or use of false hair), the use of any substance to color the hair (or wool).
11. Unethical fitting of show animals is not allowed and will result in disqualification. The exhibit must be the handwork of the exhibitor.
12. There are no Showmanship Classes for Open Livestock.
13. Livestock will be allowed to be released at 10:00 p.m. on Saturday.

ENTERING IN THE FAIR

Open Class Exhibitors

ENTERING THE DAY OF

July 25th, 2023 Larned Community Center and/or July 26th, 2023 J.A. Haas Exhibit Building

**A FairEntry ACCOUNT IS NOT NEEDED
FOR OPEN CLASS
TO ENTER IN THE FAIR!**

While it is recommended to register online at FairEntry, it is **NOT** a requirement.
(To enter Online see the “USING FAIRENTRY” section on pages 26 & 27)

Steps to Enter the Day OF

1. Exhibitors will enter in the front entrance doors of the Larned Community Center and/or the J.A. Haas Building on the buildings designated days.
2. A table designated for Open Class Entries will be located at the Entrance of each building on their designated days.
3. Staff and Volunteers will be available to assist Exhibitors in entering/registering for the Fair.

USING FAIR ENTRY

<https://www.fairentry.com>



1. Click **“Find Your Fair”** Located at the top of the right hand side of the webpage.
2. A **“Find Your Fair”** box will pop up.
 - Search by keyword **“2023 Pawnee County Fair”** OR
 - **“Filter by State”** and find Kansas
3. Click on the **“Search”** at the bottom of the **“Find Your Fair”** box.
4. A list on the Right side of the webpage will appear. Scroll down until you find **“2023 Pawnee County Fair”**.
Note: The list is in alphabetical order.
5. Click on **“2023 Pawnee County Fair”**
6. The next screen will show two options on the right side **“4-H Exhibitor and 4-H Staff Sign-In”** and **“Fair Entry Exhibitor, Staff Sign-In”**
- 7. For OPEN CLASS Choose The Box “Fair Entry Exhibitor, Staff Sign-In”**
- 8. REGISTERED previously in Fair Entry**
If you have registered for previous Fairs using Fair Entry and have login information, proceed to enter said information and you will be led to the **“Begin Registration”** section of Fair Entry. Follow the steps to enter the Fair.
- 9. NOT REGISTERED & need account:**
If you have never registered for the Fair using Fair Entry please follow these steps:
 - In the **“Fair Entry Exhibitor, Staff Sign-In”** box under the **“Sign In with Fair Entry”**
 - Click the link **“Not in 4-H Online and need to create a FairEntry exhibitor account?”**
 - A new webpage will pull up **“Create a FairEntry Account”** follow the steps to create an account.
 - Start by entering your email and clicking the **“Create Account”** button.
- 10. Follow the steps **FairEntry Help Video:** <https://www.vimeo.com/209918998>**



Tips for Exhibitors making Online Entries:

- Recommended browsers: Google Chrome or Mozilla Firefox. Older versions of Internet Explorer may cause unexpected results.
- Register all entries for each exhibitor in the family before proceeding to the Payment section.
- Be sure to click the "Submit" button when you have completed your entries. Entries are not final until they have been submitted.
- Check your email inbox for a confirmation email with a list of your entries and any related fees.
- You will receive a second email when your entries have been approved by your fair.

Department - Open Larned Community Center

DIVISION

OPEN ARTS & CRAFTS

Superintendent: Karen Frick & Christina Frick

Exhibit Check In: Tuesday July 25 *11:00 a.m. - 12:30 p.m.

Exhibit Release: Saturday July 29 * 7:00 p.m. - 8:00 p.m. OR Sunday July 30 * 7:00 a.m. - 8:00 a.m.

RULES

1. Read Open Class Rules and Regulations.
2. Exhibitors may enter no more than 8 items in this division.
3. If an exhibit consists of a set, it will be considered as one exhibit.
4. Craft exhibits made from kits will be accepted.
5. All articles brought to the Pawnee County Fair must be the work of the exhibitor.
6. Miscellaneous Arts and Crafts of any kind may be exhibited.
7. Painting, sketching, and drawing may be done with any of the following types of media: oil painting, acrylic painting, watercolor, mixed media, charcoal or pastel, chalk, tempera paint, ink, sculpture, pencil, calligraphy, etc. Work must be original. ALL PAINTING MUST BE DRY.
8. Artwork must be framed or mounted in the Fine Arts Classes, ready to hang, EXCEPT Preschool arts and crafts. Please use hangers strong enough to hold the weight of the frame. The Superintendents will use discretion and use their hanging materials. The only exception is the Crayon Art Class or sculpture, ceramics, pottery, or clay
9. If exhibit has many little pieces such as Legos, please have on a sturdy base or have secured to exhibit.
10. PROFESSIONAL, is classified for purposes of exhibiting, are those who are teachers or make a practice of selling their work. If you are a Professional, please designate on top of entry form. If there are not 3 entries in this division or class, it will be combined with other ages.
11. Age Divisions as of Jan 1, of current year:
 - Preschool 6 years and under
 - Youth 7-12 years
 - Intermediate 13-18 years
 - Adult 19-64 years
 - Senior 65 years and over.
12. Please write your age on your entry card when you receive it. This will help the judges immensely.

CLASSES

General Arts & Crafts

Class 550. Dolls - Handmade, paper, wood, or other material

Class 551. Leather Crafts

Class 552. Wood - Carving, Burning

Class 553. Misc. Wood - Clothes pins, popsicle sticks, toothpicks, or any other craft of wood material

Class 554. Baskets - Weaving, decorative baskets, or etc.

Class 555. Paper Crafts - Quilling, paper cutting, paper folding or any other craft of paper

Class 556. Paper Mache - Any paper pieces bound with an adhesive

Class 557. Duct Tape Creations - Any color of duct tape

Class 558. String Art - Creation from string or yarn

Class 559. Glass - Stained glass, glass etching, painted glass

- Class 560. Kits - Any item made from a Kit
- Class 561. Batik - Dyeing cloth with Batik technique
- Class 562. Holiday Decorations - Any craft for a Holiday
- Class 563. Outdoor Decorations - Birdhouse, stones, pavers, yard or door decorations, or etc.
- Class 564. Jewelry - Any type
- Class 565. Scrapbook - Handcrafted from scrapbook materials (paper, stickers, buttons, etc.)
- Class 566. Digital Scrapbook - Computer generated, created online, or with a program and printed
- Class 567. Paper Printing or Rubber Stamping - Decorative cards, 3-D cards, or any craft using stamping technique or paper techniques
- Class 568. Lego Kits - Follow a pattern or kit (includes other brands of interconnecting blocks)
- Class 569. Lego Free Style - Creation made by individuals own idea (includes other brands of interconnecting blocks)
- Class 570. 3-D Construction - Puzzles, K-Nex, any block other than Legos, or etc. that create a 3-D form
- Class 571. 3-D Digital Construction - An original image produced on computer and printed on a 3-D printer
- Class 572. Recycle Arts - Personal creation from refurbished, recycled materials, or junk. "Beauty is in the eye of the Beholder"
- Class 573. Mixed Media General Arts - Mixed collage of materials used in combination
- Class 574. Misc. Arts and Crafts - Anything that does not fit in any other class

Fine Arts

- Class 575. Painting- Oil, acrylic, watercolor, pastel, tempera paint
- Class 576. Paint by numbers
- Class 577. Barn Quilt- Wood, board painted like a Quilt Block
- Class 578. Sketching- Pencil, ink, calligraphy, chalk, charcoal
- Class 579. Digital Art- Art entirely produced digitally, not just an altered photo
- Class 580. Digital Painting- Painting generated on a computer or digital device, printed off for display
- Class 581. Metal Work- Tin punch, metal embossing, or etc.
- Class 582. Mixed Media- Any combination of types of art media on any material
- Class 583. Framed Art- Any art that does not fit in other classes-must be framed
- Class 584. Recycled Fine Arts- Painting/Sketching on a refurbished or recycled material
- Class 585. Art Portfolio- Collection of artworks from personal creations. Must be bound in a book or 3-Ring binder or etc. to be displayed
- Class 586. Crayon Art- Open to ALL AGE Divisions!! Yes, even Adult Coloring Pages. Can use crayons, colored pencils, or colored markers
- Class 587. Hand Thrown Ceramics – Hand built, coil, slab, or sculpture
- Class 588. Molded Ceramics- Painted from a pre-formed mold
- Class 589. Ceramics- Wheel thrown
- Class 590. Pottery- Glazed or stained
- Class 591. Hand Painted Pottery- Painted by hand
- Class 592. Hand Toss Clay- Vases, cups, teapots, bowls
- Class 593. Hand Toss Clay- Characters, animals, masks, sculpture
- Class 594. Misc. Fine Arts

Department - Open John M. Lewis & Sons Livestock Center

DIVISION

OPEN BREEDING BEEF

OPEN MARKET BEEF

OPEN BUCKET CALF

Superintendent: Eli and Debbie Makings, Debra Kirby Family and Ron & LaRue Cooper

Livestock/Animal Drop-Off- Wednesday July 26 * 7:00 a.m.

Check-In-Wednesday July 26 * 4:30 p.m.

Livestock/Animal Release: Saturday July 29 * 10:00 p.m.

Open Bucket Calf Show: Thursday July 27 * 5:30 p.m.

Open Beef Show: Friday July 28 * 8:00 a.m.

BEEF TEAM FITTING- see page 17

RULES

1. Read Open Class Rules & Regulations and Livestock General Regulations.
2. Exhibitor **MUST**, to the best of their ability, be the caregiver of their livestock/animals but may receive assistance from immediate family members when necessary at the County Fair.
3. Only animals of approved breed will be eligible to compete in any Open Class Breed Department. Each animal exhibited must be owned by the exhibitor who shall produce registration papers upon request.
4. Market animal entries must have been born since January 1 of the previous year.
5. Health papers to be required of all cattle within 30 days of the show.
6. Any cattle determined to have lesions of ringworm, warts, or infested with mange will not be permitted to exhibit.
7. No entry fee if pre-entered by July 15 or Monday immediately after if July 15 falls on a weekend. After that date, \$10.00/head entry fee will apply.
8. Blow and go show is encouraged.
9. Bucket Calf class will show with 4-H Bucket Calf and will follow 4-H Rules. No bull calves allowed.
10. Champion and Reserve Champion will be selected from male, female, and Bucket Calf classes.

CLASSES

Breeding Heifers

Class 101. Fall Heifer Calf – born September 1 and December 31, previous year

Class 102. Summer Yearling Heifer – born May 1 and August 31, previous year

Class 103. Spring Yearling Heifer – calved between January 1 and April 30, previous year

Class 104. Senior Heifer – calved between May 1 and December 31, two years prior

Class 105. Cow-Calf Pair – calf to be no more than 200 days old

Market Steers and Heifers

Class 106. Market Steer – born after January 1, previous year

Class 107. Market Heifer – born after January 1, previous year

Bucket Calf

Class 108. Bucket Calf - born after January 1, current year

Department - Open Larned Community Center
DIVISION
OPEN CLOTHING

Superintendent: Gretchen, Jace & Kenzi Holopirek

Exhibit Check In: Tuesday July 25 *11:00 a.m. - 12:30 p.m.

Exhibit Release: Saturday July 29 * 7:00 p.m.-8:00 p.m. OR Sunday July 30 * 7:00 a.m.-8:00 a.m.

SPECIAL AWARDS:

Grand Champion Clothing Exhibit- Cash Award- Sponsored by Joe and Michelle Koch

Reserve Grand Champion Clothing Exhibit- Sponsored by Alice Clapsaddle

RULES

1. Read Open Class Rules and Regulations.
2. Garments may have been worn but shall be carefully laundered or cleaned and pressed before being exhibited.
3. Garments will be judged for construction as it affects total appearance. Consideration will be given to appropriateness of construction detail to fabric and style of garments; quality of construction, appropriate finishing techniques, and value for money spent.
4. There is no limit to the number of articles that may be exhibited in any class in the Clothing Department.
5. When garments are brought to the Fair, place all garments on hangers with hooks toward the right shoulder. Attach slacks, shorts, and skirts to the hanger with large safety pins so the garment does not slide to the end of the hanger. Cover garment with clear plastic bag.
6. For Decorative Clothing, any technique or combination of techniques used to decorate clothing is acceptable for this class. All entries in this class must be covered with a clear plastic bag.

CLASSES

Clothing Construction

Class 725. Dress

Class 726. Suits, coats, jackets

Class 727. Sportswear/Fun wear (pjs, shorts, etc.)

Class 728. Formal wear (prom, wedding, etc.)

Class 729. Separate piece (skirt, slacks, or blouse)

Class 730. Miscellaneous article

Other Clothing Construction

Class 731. Embellished article

Class 732. Appliqued article

Class 733. Sewn home accessories (pillows, curtains)

Class 734. Miscellaneous decorative article

Department - Open J.A. Haas Exhibit Building
DIVISION
OPEN CROPS

Superintendents: Dale Seeman & Jared Skelton

Crops ID Contest: Tuesday, July 25 * 5:00 p.m. - Larned Community Center Entrance

Exhibit Check-In- Wednesday, July 26 * 11:00 a.m.-1230 p.m.

Exhibit Release: Saturday July 29 * 7:00 p.m.-8:00 p.m. OR Sunday July 30 * 7:00 a.m. - 8:00 a.m.

SPECIAL AWARDS:

1st, 2nd, and 3rd Place Open Youth Market Alfalfa Show-One Time Special Award Sponsored by Pawnee County Businesses

1st, 2nd, and 3rd Place Open Adult Market Alfalfa Show - 5 free Alfalfa tests for each place- Servi-Tech Inc.

1st, 2nd, and 3rd Place Open Market Wheat Show - Cash Awards- Sponsored by Fusion Bank

1st and 2nd Place Open Tallest Corn Plant - Cash Awards- Sponsored by Tall Crop Inc.

1st and 2nd Place Open Tallest Sunflower Plant - Cash Awards- Sponsored by Tall Crop Inc.

RULES

1. Read Open Class Rules and Regulations.
2. Exhibitors **MUST** complete a form which includes the following information to be considered for ribbon placement/awards:
 - a. Landowner's Name and Signature, showing permission was given for the sample/s to be shown by exhibitor.
 - b. Landowner's Phone Number
 - c. Landowner's Property address where the sample was pulled from
 - d. Landowner's will be contacted prior to placings/awards being given, to ensure permission is given.
3. Variety or Hybrid must be named on entry card.
4. Crops should be of adapted and recommended varieties grown by the exhibitor within the last available season.
5. 1 entry per class.
6. Exhibits in the Crops Department need not be mature. Effort should be made, however, to select entries that are as mature as possible.
7. All seed exhibits will be in a wide-mouthed gallon glass container. A 1.5-3 inch diameter cylinder may be placed in the container to reduce the amount of grain to about 3 quarts. Container must have the lid painted black. An entry sticker must be on the lid and an entry card tied to the container.
8. Alfalfa flake exhibit to consist of one flake or slice from a rectangular bale, or a 10-inch section cut from a round bale.

CLASSES

Class 250. Sunflowers – 5 stalks

Class 251. Tallest Sunflower

Class 252. Biggest Sunflower Head

Class 253. Alfalfa Flake – exhibit to consist of one flake approximately 6" thick

Class 254. Brome Grass Hay, one 6" flake

Class 255. Corn – 5 ears

Class 256. Corn – 5 stalks

Class 257. Grain Sorghum – 5 stalks

Class 258. Forage Sorghum – 5 stalks

Class 259. Soybeans – 5 whole plants bundle, including roots

Class 260. Wheat Gallon sample only

Class 261. White Wheat Gallon sample only

Class 262. Wheat, bundle, 3" diameter

Class 263. Grain Sorghum Gallon sample only

Class 264. Other Crops

DIVISION- OPEN CROPS...Continued

Market Alfalfa Show

TO ENTER:

1. Exhibit must be a cored sample of Pawnee County Alfalfa in a 1-gallon Ziploc bag.
2. Deliver entry to Pawnee County Extension Office by **Friday, July 14, 5:00 p.m.** No late entries will be accepted. Entrants will be billed for test fees. Testing fee covers complete hay test with RFV and RFQ.

CLASSES

Class 265. Adult Market Alfalfa Show

Youth Market Alfalfa Show

TO ENTER:

1. Exhibit must be a cored sample of Pawnee County Alfalfa in a 1-gallon Ziploc bag.
2. Deliver entry to Pawnee County Extension Office by **Friday, July 14, 5:00 p.m.** No late entries will be accepted. Entrants will be billed for test fees. This fee will go towards testing for protein, ADF, NDF, TDN, and RFV.
3. Youth Division open to anyone 18 years and younger as of January 1, current year.

CLASSES

Class 266. Youth Market Alfalfa Show

Market Wheat Show

TO ENTER:

Collection boxes will be distributed to elevators in the county the last part of May. During harvest, please fill one Ziploc bag (one bag = one entry) at the elevator, write contestant information on the label, and leave in the box. The County Agent will collect entries and mail detailed Crop Data Cards to be completed by producer.

1. Crop Data Cards are to be turned in to the Extension Office by July 14th. No cards or entries will be accepted after this date due to revised judging procedures.
2. All wheat exhibits must be produced in Pawnee County during the present year.
3. All exhibits shall be COMBINE RUNS ONLY. Samples shall consist of approximately 5 lbs. of wheat collected at the elevators in the county. If a producer has grain stored on the farm and wishes to enter, the County Agent should be notified for sample collection.
4. Any entry which has been hand-picked or screened will be disqualified.
5. Limitation of entries: Each producer is limited to one entry for each variety of wheat grown on the exhibitor's farm. A producer is someone who is recognized by the FSA (Farm Service Agency) as a tenant and/or within the county.
6. All samples will be graded by the Kansas Grain Inspection Service in Dodge City.
7. Premiums and ribbons will be awarded 1st through 3rd places for each class. In case of a tie, premiums will be added together and divided by the number of tying entrants.
8. An award will be presented to the overall winner during the 4-H & Special Awards Presentation.

DIVISION – OPEN CROPS..... Continued
Market Wheat Show Cont.

SCORING EXPLANATION:

Meeting the needs of customers is important to any business, and wheat farming is no exception. U.S. wheat is the world's most reliable choice. U.S. wheat producers offer the highest-quality wheat in the world. The Kansas Market Wheat Show exists to educate Kansas wheat producers of all ages of the factors that they can control to some extent to grow high-quality wheat.

Samples will be judged on the following criteria:

Variety (milling & baking)	250 points
Protein	225 points
Test Weight	200 points
Dockage	200 points
Shrunken/Broken Kernels	100 points
Crop Data Card	25 points
Total possible	1,000 points

CLASSES

- Class 267. KSU HRW Varieties
- Class 268. Other Public HRW Varieties
- Class 269. All HRW Blends
- Class 270. All Westbred HRW Varieties
- Class 271. All Hard White Varieties
- Class 272. All Other HRW Varieties or Hybrid

Department - Open Larned Community Center

DIVISION

OPEN FLORICULTURE

Superintendent: Sue Pelton

Exhibit Check In: Tuesday July 25 *11:00 a.m. - 12:30 p.m.

Exhibit Release: Saturday July 29 * 7:00 p.m.-8:00 p.m. OR Sunday July 30 * 7:00 a.m.-8:00 a.m.

SPECIAL AWARD:

Grand Champion Open Flower Exhibit- Sponsored by the Larned Garden Club

RULES

1. Read Open Class Rules and Regulations.
2. Exhibitors are limited to 3 entries per class type (3 annuals, 3 perennials, 3 house plants, etc.) and only 1 entry per class.
3. Exhibits must be grown by exhibitor and **MUST** be in possession of exhibitor at least 60 days.
4. Exhibits **MUST BE LIVE** Plants and Flowers. No plastic or silk flowers will be accepted.
5. All cut flowers shall be in clear glass jars, not vases.
6. All containers shall be leak proof and sit stable on display shelves.
7. The Fair Association, Floriculture Superintendent(s), and their volunteers are not responsible for the exhibitors' containers and the condition of their arrangement from Wednesday through Saturday.
8. Containers for cut flowers should be marked.
9. Exhibit entire stem of flower. All stems should exhibit healthy green leaves on stems.
10. Information about exhibiting flowers can be found online in the publication "Preparing Cut Flowers to Exhibit," available at <http://www.bookstore.ksre.ksu.edu/pubs/4H826.pdf>.

CLASSES

Garden Flower, single stem, annual

Class 350. Marigolds

Class 351. Zinnias

Class 352. Domesticated Sunflowers

Class 353. Annual Daisies

Class 354. All other types of annuals

Garden Flower, single stem, perennial

Class 355. Gladiolus

Class 356. All types of Lilies

Class 357. Roses

Class 358. Dahlias

Class 359. All other types of perennials

Living Flower Arrangements

Class 360. Flower Arrangement – quality of bloom 50% and artistic arrangement 50%

Houseplants & Herbs

Class 361. Blooming Houseplant

Class 362. Cactus Houseplant

Class 363. Foliage Houseplant

Class 364. Dish Gardens

Class 365. Terrarium

Class 366. Herbs

Outdoor Plants & Herbs

Class 367. Blooming

Class 368. Cactus

Class 369. Foliage

Class 370. Dish Gardens

Class 371. Herbs

Dried Flower Arrangements (no commercially made exhibits)

Class 372. Dried Arrangement – 12” and under

Class 373. Dried Arrangement – 13” and over – purchased materials

Class 374. Dried Arrangement – 13” and over – home grown materials

Department - Open J.A. Haas Exhibit Building

DIVISION

OPEN FOODS-NUTRITION

Superintendent: Terry Rainbolt and Karlee Vosburgh

Exhibit Check In: Wednesday July 26 *11:00 a.m. - 12:30 p.m.

Exhibit Release: Saturday July 29 * 7:00 p.m.-8:00 p.m. OR Sunday July 30 * 7:00 a.m.-8:00 a.m.

SPECIAL AWARDS:

Grand Champion Foods Exhibit- Cash Award- Sponsored by Joe and Michelle Koch

Bread Baking Contest- 1st, 2nd, and 3rd Place Open Yeast Bread- Sponsored by Stafford County Flour Mill

1st, 2nd, and 3rd Place Open Bread Machine- Sponsored by Stafford County Flour Mill

Cookie Jar Contest Winner-Cash Award- Sponsored by Jim Vratil

1st, 2nd, and 3rd Place Pie Baking Contest - Cash Award-Sponsored by Fusion Bank

RULES

1. Read Open Class Rules and Regulations.
2. All unfrosted cakes (chiffon, angel food, etc.) shall be exhibited in an upright position with the top crust showing with exception of Bundt cakes.
3. There is no limit to the number of entries per class. Each entry must be a different recipe. **There must be a neat, legible recipe attached with tape to outside of exhibit.** Please, no name on the recipe card. Source of the recipe should be stated. Icing or glaze recipes should be included.
4. Any product that has been prepared in the microwave, please state "microwave" on the entry card.
5. Pies must be made in 8" or 9" disposable pans. The pie must be placed in a large plastic food bag for exhibit. **No cream pies will be accepted.**
6. Remove the baked products from the pan and place on a white paper plate or on a foil-covered cardboard, which has been cut to fit the size of the product. Place in a clear plastic Ziploc bag. **Do not** wrap in plastic wrap.
7. All baked items are foods that do not require refrigeration for food safety purposes; and food with custard, cream or cheese type fillings and frostings, flavored oils, "canned" bread, or bread or cakes in a jar will **NOT** be accepted in these classes.
8. Alcohol is permitted as an ingredient in foods where it is baked out.

CLASSES

Baked Products

Class 750. Yeast Bread – whole loaf, rolls, or any specialty bread

Class 751. Bread Machine Bread – any loaf, rolls, or any specialty bread. Can be started in bread machine, taken out, shaped, and baked in conventional oven.

Class 752. Cake – all kinds

Class 753. Cookies – all kinds (4 of one variety to a plate) – portion sized

Class 754. Quick Bread – all kinds

Class 755. Pie – all kinds except cream pie (pecan pie is classified as a cream pie)

Candy – Place 4 pieces on a paper plate, then in a plastic bag. No commercial mixes allowed.

Class 756. Fudge, any kind – made from scratch

Class 757. Brittles, any nut (peanut, almond, etc.)

Class 758. Miscellaneous

DIVISION OPEN FOODS-NUTRITION...Continued

Open Bread Baking Contest

TO ENTER:

1. Open to all ages.
2. Majority of flour used must be white, unbleached, or bread HUDSON CREAM FLOUR.
3. Recipe must be included with entry.
4. Once a person wins with a given recipe, they may not enter that recipe again.
5. ALL products become the property of the Fair Association and will be sold at the 4-H Foods Sale.

CLASSES

Class 759. Yeast Bread – whole loaf, rolls, or any specialty bread

Class 760. Bread Machine Bread – any loaf, rolls, or specialty bread. Can be started in the bread machine, taken out, shaped, and baked in a conventional oven.

Open Cookie Jar Contest

TO ENTER

1. Any individual or group may make one entry in the Cookie Jar Contest.
2. The jar should be a clear glass, wide-mouth jar of one-gallon capacity. The jar may be decorated as attractively as possible with the cookies still visible.
3. Entry shall include **six** different kinds of cookies made from scratch. Each cookie should be wrapped separately in clear plastic wrap to keep them from sticking together.
4. Bring one of each kind of homemade cookie, individually identified and wrapped in plastic wrap, in a small box so the judge will not have to open the jar. A recipe of each cookie should also be included in the box. The box will not be judged and the boxes of cookies will not be returned.
5. The decorated jar will be worth 25 points and the cookies will be worth 75 points. Decision of the judge will be final.
6. The Grand Champion jar will be presented to Jim Vratil. Entrants in the Cookie Jar Contest no longer own the entry if chosen as Grand Champion.
7. This year the theme of the Cookie Jar Contest will be “Christmas in July”.

CLASSES

Class 761. Cookie Jar

Open Blueberry Pie Baking Contest

TO ENTER

1. Open to all ages.
2. Pie must be made from scratch, both crust and filling.
3. Crust and filling recipe must be included with entry. Please include recipe on an 8-1/2" x 11" paper.
4. Once a person wins with a given recipe, they may not enter that recipe again.
5. Only 2-crust pies will be accepted - except Pecan Pie.
6. Decision of the judge will be final.
7. All entries will become the property of the Pawnee County Fair Association and will be sold at the 4-H Foods Sale.
8. One entry per person.
9. Main ingredient must be specified fruit of the contest.
10. Pie should be Non-perishable- No cream or eggs shall be used in the filling.

11. Contest items need to be entered on Wednesday, July 26, from 11:00 a.m. -12:30 p.m.
12. All pies must be made in disposable pans only.
13. Pies will be judged by age divisions; top 3 in each receiving a ribbon. The top pie in each age division will compete for the 1st, 2nd, and 3rd place overall cash awards.

CLASSES

Class 762. Pie Baking Contest

Open Food Preservation

RULES

1. All canned exhibits must be exhibited in standard **CLEAR, NOT COLORED** canning jars and must be clearly labeled with: Class Number, Division, Product, canning method, process time, pressure (PSI), date processed (month & year), name, and county. These are to be placed 1 inch from base of plain face jar.
2. Each class will require one jar.
3. All exhibits must have been preserved since the last county fair.
4. Jars may be standard jelly glasses, half-pint, pint, pint and one-half, or quart. They must be clean and sealed. Jars should be exhibited with sealing rings but rings must be removable, and the seal will be checked.
5. Recommended method of processing must be used. Open kettle processed fruits and vegetables will not be accepted. Pickles and sweet spreads that contain fruit peel or pulp must be processed by water bath. Low acid products must be pressure processed.
6. Recipe must be included with entry.

CLASSES

Class 763. Sweet Spreads (Fruit and/or Vegetables)

Class 764. Fruits, Juices, Fruit Mixtures Salsa, Pie Filling, etc.

Class 765. Tomato/Tomato Products, Tomato Juice, and Tomato Salsas

Class 766. Low Acid Vegetables-Green beans, corn, etc., or vegetable mixtures

Class 767. Pickled (Fruit or Vegetable), Fermented Foods, Relishes, Chutney

Class 768. Meats

Class 769. Dried Foods – Two kinds of dried foods. Each to be in a small jar, clear plastic bag, or other “see through” container. Suggested amount: 1/3 to ½ cup, or three or four pieces per exhibit.

Department - Open Larned Community Center

DIVISION

OPEN GEOLOGY AND LAPIDARY

Superintendent: Seth McFarland

Exhibit Check In: Tuesday July 25 *11:00 a.m. - 12:30 p.m.

Exhibit Release: Saturday July 29 * 7:00 p.m.-8:00 p.m. OR Sunday July 30 * 7:00 a.m.-8:00 a.m.

RULES

1. Read Open Class Rules and Regulations.
2. Each exhibitor is required to identify each display box by placing an identification label bearing their name, county, and number of specimens in the upper left-hand corner of the plexiglass cover (inside), and by attaching a label with the same information to the lower right-hand corner of the box (outside). The inside label is to also indicate the class number.
3. Exhibitor may enter in both geology and lapidary classes, only one entry per class.
4. Specimens should be labeled with the number of specimens, date collected, specimen name or description, and locality where collected.
5. Specimens should be mounted in the box by proper groups: rocks, minerals, and fossils.
6. All specimens are to be arranged across the narrow (18") dimension of the exhibit box, making the exhibit 18" wide, 24" long, and 3" deep.
7. All specimens must be collected from locations in Kansas. Out-of-state specimens may be exhibited in a marked section of the display box but these are not to comprise the major portion of the exhibit. OUT-OF-STATE SPECIMENS WILL NOT COUNT IN THE MINIMUM NUMBER FOR THE CLASS, NOR WILL THEY BE CONSIDERED IN THE JUDGING.

LAPIDARY

1. The lapidary classes will be judged on the follow criteria: workmanship and content: 60 points; presentation and showmanship: 30 points; and accuracy of information: 10 points.
2. An exhibit box, smaller than the standard size, may be used for the lapidary exhibits if appropriate (18" x 12" x 3.5"). Specimens should be arranged across the 18" dimension of the exhibit box, making the exhibit 18" across the top and 12" deep.
3. All specimens should be labeled with the following information: specimen name, place of origin (country, state, or county; county required for Kansas specimens), purchased or self-collected, date lapidary treatment began, date lapidary treatment completed (treatment completed after the State Fair is considered a new year specimen).
4. Champion and Reserve will be selected by class, if justified. Grand Champion and Reserve Grand Champion will be selected for the department, if justified.

CLASSES

Geology and Archaeology

Class 400. Collection of 15 rocks, minerals, and/or fossils, collected during the current year. Exhibitor is limited to one box; first year exhibitor only.

Class 401. Collection of 30 rocks, minerals, and fossils, with at least 5 of each. Fifteen must be collected during the current year. Exhibitor is limited to one box; first or second year exhibitor only.

Class 402. Collection of 45 rocks, minerals, and fossils, with at least 5 of each. Fifteen must be collected during the current year. Exhibitor is limited to two boxes. This class is open to those exhibiting either the third or fourth year. Identify the rocks as igneous, metamorphic, or sedimentary. These rock types must be spelled

out on labels or have a legible key.

Class 403. Specialty exhibit relating geology to everyday living, mineral test, rock formation, history fossils, archaeological artifacts, or Indian artifacts. Limited to 2 boxes or 4 feet of table space.

Class 404. Archaeology: Arrowhead project – Note or other acceptable display

Lapidary

Class 405. Lapidary – 30 gemstones and minerals that will cut or polish. Polish 15.

Department - Open John M. Lewis & Sons Livestock Center

DIVISION OPEN GOAT

Superintendent: Ted Van Horn

Livestock/Animal Drop- Off- Wednesday July 26 * 7:00 a.m.

Check-In: Wednesday July 26 * 4:30 p.m.

Livestock/ Animal Release: Saturday July 29 * 10:00 p.m.

Open Small Animal Show: Thursday, July 27 * 8:00 a.m.-Following Sheep Show

Dairy Goat Show: Friday July 28 * Following the Beef Show

RULES

1. Read Open Class Rules & Regulations and Livestock General Regulations.
2. 4-H'ers **MUST**, to their best abilities, be the caregiver of their livestock/animals but may receive assistance from immediate family members or other current 4-H members eligible to exhibit at the County Fair when necessary.
3. Goats must be free of signs of fungal (ringworm) infection including sore mouth. If any goat is rejected, all goats transported in the same vehicle may be subject to rejection.
4. Each exhibitor may show a total of two market goats and two breeding does. Does may not be shown as market goats and breeding does.
5. Meat goats will be separated into their respected classes at the discretion of the Department Superintendent and/or Fair Board member.
6. No entry fee if pre-entered by July 15 or Monday immediately after if July 15 falls on a weekend. After that date, \$5.00/head entry fee will apply.
7. Only animals of approved breed will be eligible to compete in any Open Class Division. Each animal exhibited must be owned by the exhibitor who shall produce registration papers. Ages based on September 1.
8. Breeding doe classes will break as follows: under 4 months, 4-8 months, 8-12 months, 12-24 months, and 24 months and over, as needed.
9. All goats must be identified with an official USDA Scapie ID tag or a registered tattoo. Goats identified with registration tattoos must have legible tattoos and must have registration papers for these animals available for inspection.
10. Market goats with testicles will be disqualified.
11. No scale will be provided for Open Class market goats. Exhibitor may provide weight upon arrival with approval made by Department Superintendent or Fair Board Member.
12. Two breeding does are required per class. Should there be less than two breeding does of the same breed, they will be entered as AOB (All Other Breeds).
13. ALL goat entries must be born on or after January 1 of the current year.
14. There will be no showmanship contest for Open Class goat entries.
15. Minimum weight is 60 lbs.
16. Goats must be shown with all four feet on the ground.
17. Exhibitors may use a collar, a collar with a short lead, or a halter when showing. Medium/3 mm or smaller pinch collars will be allowed. The show Superintendent has the right to interpret this rule.
18. Market will be divided by weight at the Superintendent's discretion. Champion and Reserve Champion will be awarded by groupings at the Superintendent's discretion. Grand Champion and Reserve Grand Champion will be awarded, if justified.

CLASSES

Class 175. Dairy Goat – Doe under 1 year

Class 176. Dairy Goat – Doe over 1 year

Class 177. Breeding Meat Goat – Doe under 1 year

Class 178. Breeding Meat Goat – Doe over 1 year

Class 179. Market Goat – Wether or Doe

Department - Open Larned Community Center

DIVISION

OPEN HORTICULTURE

Superintendents: Judy Jennings, Jolene Hetzke & Martha Scranton

Exhibit Check In: Tuesday July 25 *11:00 a.m. - 12:30 p.m.

Exhibit Release: Saturday July 29 * 7:00 p.m.-8:00 p.m. OR Sunday July 30 * 7:00 a.m.-8:00 a.m.

SPECIAL AWARD:

Grand Champion Open Garden Exhibit- Sponsored by the Larned Garden Club

RULES

1. Read Open Class Rules and Regulations
2. Name variety in each class on entry form.
3. Entry **MUST BE A LIVE** plant, vegetable or fruit.
4. Limit one entry per class
5. Information about exhibiting produce is available online in the publication "Exhibiting Fruits and Vegetables," available at <http://www.bookstore.ksre.ksu.edu/pubs/c405.pdf>.

CLASSES

Garden Display

Class 300. Garden Display (Five different edible vegetables: 1 specimen of large vegetables, 5 each of small vegetables) Exhibit space is limited to 4 square feet of space

Potatoes

Class 301. Plate of 5 red potatoes

Class 302. Plate of 5 white potatoes

Class 303. Plate of 5 novelty potatoes (yellow or blue)

Onions

Class 304. Plate of 5 yellow onions

Class 305. Plate of 5 red onions

Class 306. Plate of 5 white onions

Tomatoes

Class 307. Plate of 5 cherry tomatoes

Class 308. Plate of 5 slicing tomatoes

Class 309. Plate of 5 novelty tomatoes (pear)

Peppers

Class 310. Plate of 5 hot peppers

Class 311. Plate of 5 sweet peppers

Class 312. Plate of 5 fruit (peach, cherry, apricot, strawberry)

Other

Class 313. Plate of 12 green beans

Class 314. Plate of 5 cucumbers

Class 315. Plate of 5 carrots

Class 316. 1 summer squash

Class 317. Other medium vegetable – 5 of the same variety (sweet corn, beets, okra, turnips, etc.)

Class 318. Other large vegetables – quantity 1 (pumpkin, cabbage, watermelon, eggplant, winter squash, etc.)

Class 319. Fresh Culinary Herbs (parsley, dill, etc.); Six stems (or comparable quantity) of one variety of herbs must be exhibited in a disposable container of water. Dried herbs are not accepted.

Class 320. Small fruits – one half-pint box (strawberries, blackberries, raspberries, or other similar sized fruits); please include name of fruit on entry card

Class 321. Plate of 5 Tree Fruits (apples, pears, peaches, or similar sized fruits)

Class 322. Plate of 2 bunches of Grapes

Department - Open J.A. Haas Exhibit Building

DIVISION

OPEN PHOTOGRAPHY

Superintendent: Deborah Lewis & Joni Johnson

Exhibit Check In: Wednesday July 26 *11:00 a.m. - 12:30 p.m.

Exhibit Release: Saturday July 29 * 7:00 p.m. - 8:00 p.m. OR Sunday July 30 * 7:00 a.m. - 8:00 a.m.

SPECIAL AWARDS:

Grand Champion Open Photography Exhibit-Cash Award- Sponsored by Steven Lewis, Comfort Systems, Inc.

Reserve Grand Champion Open Photography Exhibit-Cash Award- Sponsored by Steven Lewis, Comfort Systems Inc.

Best Pawnee County Architecture Open Photo (Class 511) - Cash Award- Sponsored by Steven Lewis,
Comfort Systems Inc.

RULES

1. Read Open Class General Rules and Regulations.
2. Where there is no competition, exhibits will be judged on individual merit and receive premiums and ribbons accordingly.
3. An exhibitor is limited to 1 entry per class, unless otherwise designated. Maximum total of 10 photos in the Photography Department. If more than 10 photos are submitted, the Superintendent will choose 10.
4. The exhibitor must have taken the photo in the last 12 months.
5. Photos with live subject(s) on railroad right of way or taken from railroad right of way property will not be displayed or judged.
6. All Photos must be no larger than 8" x 10" and no smaller than 7" x 9" after trimming, except entries in the Untouched photo class or 5" x 7" class. Photos are to be mounted across the 11" dimension of an 11" x 12.5" **WHITE** studio mount (available at the Extension Office). The top edge of the print must be 1" below the top of the mount. The sides of the print must be equal distance from the two sides of the mount. A permanent mount should be made. Remove the white border from the enlargement before mounting. No lettering will be permitted on the mount, or on the pictures. No underlays or borders are to be used. **Please ask at the Extension Office for proper mounting instructions or use the online instructions at <http://www.pawnee.k-state.edu/docs/Display%20Instructions%20-%20Photo%202.pdf>.**
7. For the Untouched photo class, the print, up to 4" x 6" should be centered across the 11" dimension of an 11" x 12.5" sheet of **WHITE** studio mount.
8. Please note that improperly mounted photos, in any class, except the 5" x 7", mounted and framed any type, will be judged but will not be displayed, so please bring all photos properly mounted. Improperly mounted photos will be awarded one ribbon lower than the placing determined by the official judge.
9. Include name, address, phone number and age on the back of the mount board or frame.
10. A color photo taken with a digital camera and printed without any more enhancement than could be done in a photo darkroom would be no different than a photo from film.
11. Sepia tones are considered black and white in Open Class.

DIVISION: OPEN CLASS PHOTOGRAPHY...Continued

CLASSES

Professional Photography

Class 500. Professional Black & White 8" x 10". Maximum 4 entries

Class 501. Professional Color 8" x 10". Maximum 4 entries

Class 502. Professional Color – larger than 8" x 10". Maximum 4 entries

Photography

Class 503. Untouched Photo – up to 4" x 6". For youth exhibitors only. Maximum 4 entries

Class 504. Black & White – 8" x 10". Maximum 4 entries

Class 505. 5" x 7" or larger – Any type mount or frame. Maximum 4 entries

Class 506. Photograph of County promotion

Class 507. Abstract – a photo that achieves its effect through color and shapes rather than attempting to represent recognizable reality

Class 508. Action – movement must be visible. It can be stop-action or a time-lapse image

Class 509. Animal Life – must illustrate some aspect of a living animal's existence

Class 510. Agriculture – any subject relating to the science or practice of farming, including the rearing of crops and animals

Class 511. Architecture – must illustrate the art or practice of designing and constructing buildings, the style in which a building is designed and constructed or the complex structure of a building. Photo must have been taken in Pawnee County, and exhibitor must write PAWNEE COUNTY on entry form to be included in award contest.

Class 512. Everyday Life – must illustrate some aspect of someone's daily existence

Class 513. Fairs, Festivals, & Parades – show us your celebration. Subject must relate to fairs, festivals, and/or parades.

Class 514. Human-Animal Bond – must illustrate the way people and their animals are connected; the way people and their animals regard and behave toward each other; the relationship between people and their animals

Class 515. Humorous – must illustrate something that causes amusement or a sense of humor

Class 516. Industrial – any subject of, used in, or characterized by the processing of raw materials and manufacture of goods in factories or a particular branch of economic or commercial activity

Class 517. Kansas – when you hear "Kansas," what images come to mind? Show us how you interpret "Kansas." Images must be shot within the State of Kansas.

Class 518. Landscape/Seascape/Cityscape – must illustrate an area of countryside, city, or an expanse of the sea as the subject. Structures may be included if they enhance the scene.

Class 519. Macro – extreme close-ups of any subject shot with close-up filters, macro lenses, or any other macro technique.

Class 520. Miscellaneous – any subject or technique that does not fit into any other class. May not be another photo of a subject already entered in another class.

Class 521. Natural Color – must show colors existing in or derived from nature; not made, caused by, or processed by humankind.

Class 522. Nature – any subject from the physical world; including plants, animals, the landscape, and natural phenomena, as opposed to humans or human creations.

Class 523. Photojournalism – the communicating of news by a photo. MUST have a cutline/caption, which should be written on the back of mount board.

Class 524. Plant Life – some aspect of the life of a living organism that absorbs water and inorganic substances through its roots and makes nutrients in its leaves by photosynthesis.

- Class 525. Portrait: Animal – an artistic representation of an animal, posed, formal, or informal.
- Class 526. Portrait: Formal – an artistic representation of a person, posed, and close-up (typically head and shoulders); in business and formal attire.
- Class 527. Portrait: Informal – an artistic representation of a person, relaxed, friendly, and unofficial; usually casual, everyday clothing.
- Class 528. Reflection – an image formed by the phenomenon of light, heat, sound, etc., being reflected.
- Class 529. Special Techniques: Composite – two or more separate photos or parts thereof merged to create a new photo. Exhibitor **MUST** provide a small (4" x 6" or smaller) original of each photo used. Each photo must be the original work of the exhibitor. Changes that make the photo better, greater, or otherwise different from what is usual, original, or expected.
- Class 530. Sports – activities involving physical exertion and skill in which an individual or team competes against another or others. May be traditional or extreme sports.
- Class 531. Still Life – an arrangement of inanimate objects.
- Class 532. Winter – must show some aspect of winter

Department - Open John M. Lewis & Sons Livestock Center

DIVISION

OPEN POULTRY

Superintendent: Cowell Family

Livestock/Animal Drop-Off- Wednesday July 26 * 7:00 a.m.

Check-In- Wednesday July 26 * 4:30 p.m.

Livestock/Animal Release: Saturday July 29 * 10:00 p.m.

Poultry Show: Friday, July 28 - Following the Dairy Show

RULES

1. Read Open Class Rules & Regulations and Livestock General Regulations.
2. Exhibitors **MUST**, to their best abilities, be the caregiver of their livestock/animals but may receive assistance from immediate family members, when necessary, at the County Fair.
3. Each member is limited to 4 birds as standard breeds and 1 production or meat type class.
4. Breed **MUST** be designated on Entry.
5. Check in by 4:30 p.m. on the Wednesday of the Fair.
6. Champion and Reserve Champion will be awarded by groupings at the superintendent's discretion. Grand Champion and Reserve Grand Champion will be awarded, if justified.

CLASSES

Poultry

Class 200. Standard Breeds – Large Fowl, Young Pen, 1 bird of either sex

Class 201. Standard Breeds – Large Fowl, Old Pen, 1 bird of either sex

Class 202. Standard Breeds – Bantams, Young Pen, 1 bird of either sex

Class 203. Standard Breeds – Bantams, Old Pen, 1 bird of either sex

Class 204. Production Pullets – Pen, 3 Standard Breed, Crossbreed, or Straincross pullets to be judged on egg production qualities only.

Class 205. Production Hens – Pen, 3 Standard Breed, Crossbreed, or Straincross hens to be judged on egg production qualities only.

Class 206. Meat-type Chickens – Pen, 3 Standard Breed, Crossbreed, or Straincross birds of the same sex to be judged on meat production qualities only.

Class 207. Turkeys, all breeds – Pen, 1 bird of either sex

Class 208. Ducks, all breeds – Pen, 1 bird of either sex

Class 209. Geese, all breeds – Pen, 1 bird of either sex

Class 210. Exotic Birds – Peacocks, Guineas, Pheasants, Quail

Pigeons.

Class 211. Old Cock

Class 212. Young Cock

Class 213. Young Hen

Class 214. Old Hen

Department - Open Larned Community Center
DIVISION
OPEN QUILTING

Superintendent: Janell Barton * Assistant: Janie Tupper

Exhibit Check In: Tuesday July 25 *11:00 a.m. - 12:30 p.m.

Exhibit Release: Saturday July 29 * 7:00 p.m.-8:00 p.m. OR Sunday July 30 * 7:00 a.m.-8:00 a.m.

SPECIAL AWARDS:

Best of Show Open Quilting Project Award- Sponsored by Quilting Bees Creative Ideas

Reserve Grand Champion Open Quilting Project-Gift Certificate Award- Sponsored by Quilting Bees Creative Ideas.

Grand Champion Open Quilt Cash Award- Sponsored by Alice Clapsaddle

Reserve Grand Champion Open Quilt- Cash Award- Sponsored by Alice Clapsaddle

1st, 2nd, and 3rd Place Quilt Block Contest- Cash Award- Sponsored by Country Living of Larned

RULES

1. Read Open Class Rules and Regulations
2. There is no limit to the number of articles that may be exhibited in any class in the Quilt Department and must have been made within the **last 3 years**.
3. Please specify the name of the quilt or the name of the pattern used to construct the quilt. Quilts must be in a clear plastic cover when brought to the Fair.
4. The machine quilting in "Machine Quilted by Someone Else" classes, will not be judged, exhibitor's work will be judged only.

CLASSES

Hand Quilted

- Class 650. Quilt piecework – 4 or less fabrics
- Class 651. Quilt piecework – 5-15 fabrics
- Class 652. Quilt piecework – 16 or more fabrics
- Class 653. Applique quilt
- Class 654. Miniature quilt – 24" x 24" maximum
- Class 655. Crib or baby quilt
- Class 656. Lap quilt
- Class 657. Quilt other than classified
- Class 658. Wall Hanging smaller than 36" x 36"
- Class 659. Wall Hanging larger than 36" x 36"
- Class 660. Applique Wall Hanging
- Class 661. Fusible Applique Wall Hanging
- Class 662. Paper Pieced Wall Hanging
- Class 663. Wall Hanging other than classified
- Class 664. Quilted Holiday Item
- Class 665. Quilted Apparel
- Class 666. Table Runner/Table Topper
- Class 667. Art Quilt
- Class 668. T-Shirt Quilt
- Class 669. Miscellaneous Quilted Article

Machine Quilted

- Class 670. Quilt piecework – 4 or less fabrics

Class 671. Quilt piecework – 5-15 fabrics
Class 672. Quilt piecework – 16 or more fabrics
Class 673. Applique quilt
Class 674. Miniature quilt – 24" x 24" maximum
Class 675. Crib or baby quilt
Class 676. Lap quilt
Class 677. Quilt other than classified
Class 678. Wall Hanging smaller than 36" x 36"
Class 679. Wall Hanging larger than 36" x 36"
Class 680. Applique Wall Hanging
Class 681. Fusible Applique Wall Hanging
Class 682. Paper Pieced Wall Hanging
Class 683. Wall Hanging other than classified
Class 684. Quilted Holiday Item
Class 685. Quilted Apparel
Class 686. Table Runner/Table Topper
Class 687. Art Quilt
Class 688. T-Shirt Quilt
Class 689. Miscellaneous Quilted Article

Machine Quilted by Someone Else

Class 690. Quilt piecework – 4 or less fabrics
Class 691. Quilt piecework – 5-15 fabrics
Class 692. Quilt piecework – 16 or more fabrics
Class 693. Applique quilt
Class 694. Crib or baby quilt
Class 695. Lap quilt
Class 696. Quilt other than classified
Class 697. Wall Hanging larger than 36" x 36"
Class 698. Applique Wall Hanging
Class 699. Table Runner/Table Topper
Class 700. T-Shirt Quilt
Class 701. Miscellaneous Quilted Article
Class 702. Quilt made by a group

Tied Quilt

Class 703. Baby
Class 704. Quilt any size
Class 705. Comforter
Class 706. T-Shirt Quilt
Class 707. Miscellaneous Quilted Article
Class 708. Quilt Made by a Group

Quilt Block Contest

Class 709. Quilt Block Contest

Department - Open John M. Lewis & Sons Livestock Center

DIVISION

OPEN RABBITS

Superintendents: Kathy Hammeke & Elizabeth Fisher

Livestock/Animal Drop-Off- Wednesday July 26 * 7:00 a.m.

Check-In- Wednesday July 26 * 4:30 p.m.

Livestock/Animal Release: Saturday July 29 * 10:00 p.m.

Rabbit Show: Friday, July 28 - Following the Dairy Show

RULES

1. Read Open Class Rules & Regulations and Livestock General Regulations.
2. Exhibitor **MUST**, to their best abilities, be the caregiver of their livestock/animals but may receive assistance from immediate family members at the County Fair when necessary.
3. The Rabbit Show will follow the Poultry Show.
4. Check in at the fair by 4:30 p.m. on the Wednesday of the Fair.
5. Breeds may be exhibited in the designated classes by breed as recognized by the American Rabbit Breeders Association.
6. When pre-entering, list sex, breed, variety, and readable tattoo numbers on the entry form.
7. All rabbits are required to have a permanent tattoo in the rabbit's left ear.
8. Each exhibitor is responsible for feeding and watering his/her own rabbit.
9. Same class, same variety, and same breed substitutions may be made after entered except in showmanship and fur.
10. Exhibitor must be present when rabbits are judged. All rabbits will be judged according to their breed standard as listed in the American Rabbit Breeders Association, Inc., current Standard of Perfection.
11. No crossbred rabbits are eligible to show. Rabbits must be purebred but are not required to be registered.
12. Rabbits can only be entered in one fur class.
13. There will be a 12-animal limit.
14. Champion and Reserve Champion will be awarded by groupings at the Superintendent's discretion. Grand Champion and Reserve Grand Champion will be awarded, if justified.
15. Please dress appropriately, including white coat when necessary.

CLASSES

- Class 225. Junior Doe – under six months of age
- Class 226. Intermediate Doe – qualifying breeds specified by ARBA
- Class 227. Senior Doe – eight months of age and over
- Class 228. Junior Buck – under six months of age
- Class 229. Intermediate Buck – qualifying breeds specified by ARBA
- Class 230. Senior Buck – eight months of age and over
- Class 231. Meat Class – 3 rabbits, all one recognized breed, maximum weight 5 pounds each – only one meat per 4-H'er
- Class 232. Commercial Normal White Fur
- Class 233. Commercial Normal Colored Fur
- Class 234. Rex Fur
- Class 235. Satin Fur
- Class 236. Wool

Department - Open Larned Community Center
DIVISION
OPEN ROCKETRY

Superintendent: Brian Hagerman

Exhibit Check In: Tuesday July 25 *11:00 a.m. - 12:30 p.m.

Exhibit Release: Saturday July 29 * 7:00 p.m.-8:00 p.m. OR Sunday July 30 * 7:00 a.m.-8:00 a.m.

RULES

1. Read Open Class General Rules and Regulations.
2. No more than two items per class.
3. A good source for more information is Kansas STEM Learning at <https://stem4ks.com/>.
4. No starters, line engines, or unfired engines are permitted with the exhibit.
5. Rockets must stand upright and not be angled. They must stand alone or be exhibited on a pad not more than 8" square or ¾" thick. The support rod must not extend past the tip of the nose cone. Exhibits on launch pads will not be allowed.
6. No pre-finished rockets (those that do not require painting) will be allowed.
7. Angles of fins must fall within a plus or minus 2-degree variation using an approved fin alignment guide. Fins should be rounded or streamlined to reduce drag.
8. Fins and body tubes are to be sealed with sanding sealer and/or primer to eliminate the appearance of body grooves and wood grain. Any seams on plastic parts are to be sanded smooth.
9. Fins and launch lugs are to be filleted to reduce drag and properly secure them to the model.
10. The nose cone is to fit snugly but still allow for easy removal.
11. Exhibits must be uniformly painted and smoothly finished or finished per rocket instructions, and have decals applied smoothly.
12. All rocket reports are to be on a special Rocket Exhibit Information form. This is 8.5" x 11" report must be attached to the outside of a 10" x 13" manila envelope with your rocket plans and pictures to go with your story inside. Photographs showing the rocket at the moment of ignition are preferred mounted on one side of 8.5" x 11" page(s). There must be at least 1 page of photos and no more than 5 pages of photos. Include at least one photo showing the rocket construction.
13. **ALL** rockets must have been flown at least once. Points will be lost if there is no flight data. No points will be lost for minor wear and tear such as burned paint, dings, and scratches from test flight.
 - a. If a fire burn ban is in effect for Pawnee County, exhibitors are not required to launch their rocket(s). All requirements for launching of rockets for the County, and the documenting of the launching are suspended for the duration of the ban.
14. An exhibitor may not enter two rockets in the same class.
15. Champion and Reserve Champion will be selected by age divisions, if justified. Grand Champion and Reserve Grand Champion will be selected for the department, if justified.

CLASSES

- Class 450. Under 18 years old, rocket made form kit. Include plans.
- Class 451. Under 18 years old, rocket designed by exhibitor. Not merely a modification of an existing kit. Include original plans.
- Class 452. Over 18 years old, rocket made from a kit. Include plans.
- Class 453. Over 18 years old, rocket designed by exhibitor. Not merely a modification of an existing kit. Include original plans.
- Class 454. Miscellaneous – includes astronomy and robotics

Department - Open John M. Lewis & Sons Livestock Center

DIVISION

OPEN SHEEP

Superintendent: Ted Van Horn

Open Small Animal Show: Thursday, July 28 * 8:00 a.m. - Follows Swine Show

RULES

1. Read Open Class Rules & Regulations and Livestock General Regulations.
2. Exhibitors MUST, to their best abilities, be the caregiver of their livestock/animals but may receive assistance from immediate family members, when necessary, at the County Fair.
3. Trailers must be on fairgrounds by 7:30 a.m. the morning of the Sheep Show. Lambs are eligible for release upon completion of the show.
4. Each exhibitor may show a total of two market lambs and two breeding ewes. Ewes may not be shown as market lambs and breeding ewes.
5. No entry fee if pre-entered by July 15 or Monday immediately after if July 15 falls on a weekend. After that date, \$5.00/head entry fee will apply.
6. Only animals of approved breed will be eligible to compete in any Open Class Division. Each animal exhibited must be owned by the exhibitor who shall produce registration papers. Ages based on September 1.
7. Market animals must have been born since January 1 of the current year.
8. All sheep shall be identified with an official USDA Scrapie ID tag.
9. Lambs will be free of active club lamb fungus lesions or they will be dismissed from the show grounds.
10. All market lambs will be shown in short fleece. Market lambs with testicles will be disqualified.
11. Open Class must be entered on premises by 7:30 a.m., day of show.
12. Champion and Reserve Champion will be awarded by groupings at the superintendent's discretion. Grand Champion and Reserve Grand Champion will be awarded, if justified.

CLASSES

Market Lamb

Class 150. Market Lamb

Breeding Sheep

Class 151. Ewe – 1 year and over

Class 152. Ewe – under 1 year

Department - Open John M. Lewis & Sons Livestock Center

DIVISION

OPEN SHEPHERD'S LEAD

Superintendent: Karen Frick

Following Goat Show, Thursday, July 27, concurrent with 4-H

SPECIAL AWARDS:

Grand Champion Open Shepherd's Lead Award- Sponsored by Kent & Karen Frick

Reserve Grand Open Champion Shepherd's Lead Award- Sponsored by Kent & Karen Frick

RULES

1. Read Open Class Rules & Regulations and Livestock General Regulations.
2. Exhibitors **MUST**, to their best abilities, be the caregiver of their livestock/animals but may receive assistance from immediate family members at the County Fair when necessary.
3. All entry fees and completed descriptions are due to the Extension Office by July 15 or the Monday immediately after if July 15 falls on a weekend. No additions or corrections will be allowed unless the animal dies or becomes injured. Descriptions of the contestant's garment and the lamb or ewe are limited to 100 words.
4. The objective of the class is to present sheep in the most attractive manner, to improve the image of sheep, and to give spectators an opportunity to view well-groomed sheep shown at halter by attractively dressed contestants wearing wool garments. Garments may be sewn or purchased; and must have been either constructed or purchased since the previous year's Pawnee County Fair.
5. Judging will be based on the attractiveness and suitability of the garment to the contestant, the contestant's artistry and appearance, and the contestant's ability to control and present sheep at halter. There will be no consultation with the judge.
6. Class divisions will be determined by entrant's age on January 1, of the current year.

CLASSES

- Class 160. Little Shepherd's Lead: (ages 3-6)
- Class 161. Girls: Junior (age 7-9)
- Class 162. Girls Intermediate (age 10-13)
- Class 163. Girls Senior (age 14-18)
- Class 164. Boys: Junior (age 7-9)
- Class 165. Boys: Intermediate (age 10-13)
- Class 166. Boys: Senior (age 14-18)
- Class 167. Adult: (age 19 and over)

Department- Open Larned Community Center

DIVISION

OPEN SWINE

Superintendent: Ted Van Horn

Livestock/Animal Drop-Off: Wednesday July 26 * 7:00 a.m.

Check-In: Wednesday July 26 * 4:30 p.m.

Livestock/Animal Release: Saturday July 29 * 10:00 p.m.

Open Small Animal Show: Thursday, July 27 * 8:00 a.m.

RULES

1. Read Open Class Rules & Regulations and Livestock General Regulations.
2. Exhibitor **MUST**, to the best of their ability, be the caregiver of their livestock/animals but may receive assistance from immediate family members when necessary at the County Fair
3. Trailers must be on fairgrounds by 7:30 a.m., the morning of the Swine Show. Swine are eligible for release upon completion of the show.
4. Each exhibitor may show a total of two market swine and two breeding gilts. Gilts may not show as market hogs and breeding gilts.
5. No entry fee if pre-entered by July 15 or Monday immediately after if July 15 falls on a weekend. After that date, \$5.00/head entry fee will apply.
6. Each animal must be owned by the exhibitor, who shall produce registration paper.
7. Barrows must be physical castrates.
8. No scale will be provided for Open Class market swine. Exhibitor may provide weight upon arrival and with approval made by department superintendent or fair board member.
9. Two breeding gilts are required per class. Should there be less than two breeding gilts of the same breed, they will be entered as AOB (All Other Breeds).
10. ALL swine entries must be born on or after January 1 of the current year.
11. Gilts can be exhibited and returned to your breeding herd. If you do move them back into the herd, they should be isolated and treated as a new addition to the farm.
12. Champion and Reserve Champion will be awarded by groupings at the superintendent's discretion. Grand Champion and Reserve Grand Champion will be awarded, if justified.

CLASSES

Breeding Gilts - All breeding gilts must meet KJLS breed standards

Class 121. Duroc

Class 122. Crossbreed

Class 123. Yorkshire

Class 124. Hampshire

Class 125. All other breeds

Market Hogs

Class 126. Duroc

Class 127. Crossbreed

Class 128. Yorkshire

Class 129. Hampshire

Class 130. Other Bree

Department - Open Larned Community Center

DIVISION

OPEN TEXTILES & HANDIWORK

Superintendent: Jan Reinhardt * Assistant: Janie Tupper

Exhibit Check In: Tuesday July 25 * 11:00 a.m. - 12:30 p.m.

Exhibit Release: Saturday July 29 * 7:00 p.m.-8:00 p.m. OR Sunday July 30 * 7:00 a.m.-8:00 a.m.

SPECIAL AWARD:

Grand Champion Open Textiles & Handiwork- Sponsored by Alice Clapsaddle

RULES

1. Read Open Class Rules and Regulations.
2. Garments may have been worn but shall be carefully laundered or cleaned and pressed before exhibiting.
3. There is no limit to the number of articles that may be exhibited in any class in the Textile/Handiwork Department and must have been made within the **last 3 years**.
4. When exhibiting knitted and crocheted articles which are normally worn as a pair, both articles must be shown together. Please fasten articles together with yarn.
5. All Knitting, Crocheting, and Handiwork exhibits should be exhibited in a clear plastic bag.
6. Framed cross stitch pictures are measured from fabric to fabric.

CLASSES

Cross Stitch

Class 600. Cross Stitch – framed – 10” or less

Class 601. Cross Stitch – framed – 11” to 18”

Class 602. Cross Stitch – framed – 19” & over

Class 603. Cross Stitch – finished other than framing

Class 604. Cross Stitch on clothing or other article

Handiwork

Class 605. Latch Hook

Class 606. Hardanger

Class 607. Ribbon Embroidery

Class 608. Embroidery

Class 609. Needlepoint

Class 610. Crewel

Class 611. Tatting

Class 612. Plastic Canvas

Class 613. Miscellaneous

Weaving

Class 614. Clothing

Class 615. Table Linens

Class 616. Rug or Afghan

Class 617. Miscellaneous

Crocheting

Class 618. Doilies

Class 619. Afghans

Class 620. Garment

Class 621. Scarf
Class 622. Pillow
Class 623. Tablecloth

Knitting

Class 624. Slippers
Class 625. Sweater or Vest
Class 626. Afghan
Class 627. Scarf
Class 628. Pillow
Class 629. Miscellaneous

Department - Open Larned Community Center

DIVISION

OPEN TRIKE & BIKE RODEO

Superintendent: Pawnee County CHO and the Rozel Lions Club

Saturday, July 29 * Community Center Parking Lot

8:30 a.m. - Sign-up/Check-In * 9:00 a.m. - Bike Rodeo

RULES

1. Read the Open Class General Rules & Regulations.
2. Open class is designed for county wide youth. 4-Hers may participate in open class only if they are not enrolled in the Health & Wellness Bicycle Project.
3. 4-Hers enrolled in the 4-H Health & Wellness Bicycle Project MUST enter in the 4-H BICYCLE RODEO DIVISION ONLY. Those enrolled in the Health & Wellness Bicycle Project CANNOT compete in both 4-H & Open Class.
4. All age group class races are based on ages as of Jan. 1 of the current 4-H year.
5. All individuals will enter in their appropriate age group and will compete in each of the below races for a total added time.

RACES:

- Snail Ride - Rider completes the course for the slowest time.
 - Barrel Race - Rider completes barrel course. Fastest time wins.
 - Flag Race - Rider goes around barrel and grabs a flag and rides to the finish line. Fastest time wins.
 - Sprint Race - Rider races in straight line to finish line. Fastest time wins.
 - Dizzy Race - Rider completes course found a series of poles and back to the finish line. Fastest time wins.
6. All race times (except snail race) will be added together for a total time for each rider in each age group. Ribbons will be given accordingly as such:
 - Blue – Top third times
 - Red – Middle third times
 - White – Bottom third times
 7. Champion & Reserve Champion will be the fastest and second fastest times from each age group.
 8. Grand Champion and Reserve Grand Champion will be the top fastest time and second top fastest time across all age groups.

CLASSES

Class 460. Junior Race- Ages 6 years and under (see list of races above)

Class 461. Intermediate Race- Ages 9-13 (see list of races above)

Class 462. Senior Race- Ages 14-18 (see list of races above)

Department - Open Larned Community Center

DIVISION

OPEN WOODWORKING

Superintendent: Danny Binder

Exhibit Check In: Tuesday July 25 *11:00 a.m. - 12:30 p.m.

Exhibit Release: Saturday July 29 * 7:00 p.m.-8:00 p.m. OR Sunday July 30 * 7:00 a.m.-8:00 a.m.

RULES

1. Read Open Class Rules and Regulations.
2. Designate on the entry tag whether your exhibit is ORIGINAL or KIT constructed.
3. There is no limit to the number of articles that the exhibitor may exhibit.
4. In judging woodworking articles, consideration will be given to usefulness, design, workmanship, choice of wood, suitability, and quality of finish.
5. The entry card should be secured to the project in some manner.
6. Firearms and weapons are not to be entered or displayed.

CLASSES

Class 425. Outdoor Furniture (includes shop or lawn use)

Class 426. Household Furniture

Class 427. Other woodwork article not included in above classes (lathe work, etc.)

Class 428. Piece of repaired or refinished furniture (include picture of piece prior to refinishing)



TRADITIONAL 4-H DIVISIONS 4-H GENERAL RULES & REGULATIONS

1. Fair Setup & Clean up:
All 4-Her's, 4-H Families, and Leaders are asked to assist in Fair-Setup (Sunday, July 23, 2023, 5:00 p.m.) and Fair Cleanup (Sunday, July 30, 2023, 7:00 a.m.-8:00 a.m.).
2. 4-Her's **MUST** sign-in at Setup and Cleanup to be eligible for the current Fair Premiums. Failure to do so will result in forfeiture of premiums or sales.
3. Scheduling Conflicts: If it is known in advance that there will be conflicts, the 4-Her's guardians **MUST** submit an excuse in writing to the Fair Board & Extension Agents no later than 8:00 p.m. on Wednesday, July 26, 2023 of the County Fair. Emergencies will be reviewed by the Fair Board and Extension Agents.
4. Only currently enrolled 4-H members are eligible to exhibit or participate in the program.
5. All work exhibited **MUST** be project work of the enrolled 4-Her in the current 4-H year. Enrollment in the Pawnee County Fair for 4-H will take place on "Fair Entry"
6. For SPIN Club information, please refer to page 108.
7. FAIRENTRY REGISTRATION, INCLUDING FASHION STYLE REVUE BLANKS AND SHEPHARD'S LEAD, **MUST** be submitted by the designated date put out by the Pawnee County Extension Office.
8. Review the Pawnee County Fair Schedule for the designated exhibit entry dates and deadline. (Pages 3-5)
9. Exhibit Liability: Exhibits at the Pawnee County Fair are entered and displayed at the risk of the exhibitor. The Pawnee County Fair will exercise due care to protect exhibits. 4-H members who have exhibits of great sentimental and/or monetary value should carefully consider whether such exhibits should be exposed to the hazards of the fair.
10. All exhibits **MUST** be the handiwork of the exhibitor; the grower, where agricultural exhibits are shown; and the owner and feeder, where livestock is entered. With specific exhibits the Copyright Laws **MUST** be followed. See the Law Below.

COPYRIGHT LAWS

Exhibitors should learn the guidelines and exercise caution when using copyrighted materials whenever possible by originating their own work. Exhibitors should use with caution a copyrighted and/or trademarked product or service (a brand name, label, or product). A copyright and trademark are legal methods used by writers, artists, corporations, and others to protect their original work. Protected items may range from books to music, logos to computer graphics. Copyrighted and/or trademarked materials used in displays, demonstrations, posters, or other activities will be disqualified if the exhibitor does not request permission to use the copyrighted and/or trademarked materials and will not be displayed or receive ribbons. The use and inclusion of specific brand names for educational purposes does not imply endorsement or refusal by the Department of 4-H Youth Development, Kansas State University Agriculture Experiment Station and Cooperative Extension Service, or the State of Kansas.

11. **EXHIBITS MUST BE THE RESULT OF THE CURRENT 4-H YEAR'S WORK.** This rule shall be rigidly enforced to

maintain the integrity of the youth programs.

12. All exhibits **MUST** be checked-in and the appropriate entry tag **MUST** be attached with the correct entry exhibit number and description. If no exhibit description is preprinted on the entry tag please provide a hand written description to assist in exhibit identification to ensure that the correct ribbon placing is assigned.
13. Exhibit Consultative Judging:
 - a. Please see Divisions for those that have Consultative Judging
 - b. Consultative Judging will take place on:
Clothing Construction Consultative Judging (Haas Building)-Tuesday July 18, 2023
Larned Community Center Exhibits- Tuesday, July 25, 2023 Consultative Judging- 8:00 a.m. - 1:00p.m.
J. A. Haas Building-Wednesday, July 26, 2023 Consultative Judging- 8:00 a.m. - 1:00 p.m.
 - c. Parents are encouraged to listen to consultative judging but may not participate.
 - d. Once 4-H Youth have completed all Consultative Judging on the designated days, they are asked to leave the building.
 - e. ASSISTANTS SHOULD NOT ASSIST WITH JUDGING OF CLASSES THEY OR THEIR OWN CHILDREN HAVE ENTERED.
14. **JUDGES HAVE THE FINAL DECISION IN EXHIBIT RIBBONS AND PLACINGS.** Anyone (parent, grandparent, sibling, etc.) who verbally harasses the judge or superintendent will cause the 4-H'er to lose all premiums and awards prior to the act. The 4-H'er will be disqualified from the remaining show and/or exhibiting. There will be no exception to the rule.
15. **During the hours of 1:00 p.m.-4:00 p.m. on Tuesday July 25, 2023 and Wednesday July 26, 2023 ONLY JUDGES, SUPERINTENDENTS, AND STAFF ARE ALLOWED IN THE BUILDINGS. ABSOLUTELY NO PHOTOGRAPHY IN THE BUILDINGS DURING THESE HOURS.**
16. Ribbon placings will be awarded to exhibits as such:
 - Purple (State Fair Blue)
 - Blue
 - Red
 - White
 - Class Champions and Reserve Champions & Grand Champions and Grand Reserve Champions will be awarded depending on the Divisions and Classes. Please see divisions if there are any specific rules for ribbons.
17. **ALL PARENTS ARE RESPONSIBLE FOR THE CONDUCT OF THEIR CHILDREN AND GUESTS ON THE FAIRGROUNDS AT ALL TIMES! NEGATIVITY AND INAPPROPRATE REMARKS WILL NOT BE TOLERATED!**
18. **ANY COMPLAINTS SHOULD BE TAKEN TO THE SUPERINTENDENTS. THE FAIR BOARD WILL TAKE FINAL ACTION ON ANY COMPLAINTS.**

Kansas State Fair Participation Qualifications

1. Any exhibitor, age 9 years of age by January 1 of the current 4-H year and who did not turn 19 after January 1 of the current 4-H year
2. 4-H'er must have received a Purple Ribbon (State Fair Blue) or above in a qualifying State Fair Class. (Ineligible classes are denoted with an "#").

TRADITIONAL 4-H DIVISIONS...Continued

4-H LIVESTOCK RULES & REGULATIONS

1. Livestock will be entered using Fair Entry. Please review Division requirements/rules for further details on entering livestock, such as ages.
2. **Livestock/Animals being shown in Open class are NOT eligible for entry in 4-H Classes. Livestock being shown in 4-H are NOT eligible for entry into Open Class.**
3. Fair Setup & Clean-up:
 - a. All 4-Her's, 4-H Families, and Leaders are asked to assist in Fair-Setup (Sunday, July 23, 5 p.m.) and
 - b. Fair Cleanup (Sunday, July 30, 2023, 7:00 a.m.-8:00 a.m.).
 - c. 4-Her's **MUST** sign-in at Setup and Cleanup to be eligible for the current Fair Premiums. Failure to do so will result in forfeiture of fair premiums or sales.
 - d. Scheduling Conflicts: If it is known in advance that there will be conflicts, the 4-Her's guardians **MUST** submit an excuse in writing to the Fair Board & Extension Agents no later than 8:00 p.m. on Wednesday July 26, 2023 of the County Fair. Emergencies will be reviewed by the Fair Board and Extension Agents.
4. Livestock & Animal Drop Off:
 - a. Drop off is on Wednesday July 26, 2023, starting at 7:00 a.m.
 - b. No livestock allowed on the Fair Grounds prior to Wednesday July 26, 2023.
 - c. Review Division rules for further details on check-in of livestock.
5. Livestock Check-In & Stall/Livestock Care:
 - a. A veterinarian will be on call to assist when needed during the County Fair for all livestock, poultry, rabbit, and dogs.
 - b. Livestock/Animals verified as sick or injured by a veterinarian **MUST** be returned home.
 - c. Livestock **MUST** be weighed-in by the time designated in each Division Rules.
 - d. All market livestock must have an official 4-H tag in place from the official county weigh-in (or before if so stated in department rules).
 - e. One person may tag a maximum of 6 animals per species on published weigh-in date for county fair.
 - f. If the livestock loses an ear tag, the exhibitor needs to contact the Extension Agent and have the tag replaced.
 - g. LIVESTOCK, STALLS, AND ALLEYS MUST BE KEPT CLEAN AT ALL TIMES.
 - h. 4-H'ers **MUST**, to their best abilities, be the caregiver of their livestock/animals but may receive assistance from immediate family members or other current 4-H members eligible to exhibit at the County Fair when necessary.
 - i. Physical abuse of any livestock/animal **WILL NOT BE TOLERATED** and will be grounds for disqualification. Show Superintendents & Extension Agent/s have the right to interpret this rule and make the final decision regarding an incident.
6. Livestock Shows:
 - a. 4-Her Showing Livestock may have limited assistance from family members and other current 4-Her's. **NO trainers or other assistants beyond family or other 4-Her's is allowed.**
 - b. Livestock show order and classes will be posted in the barn. Depending on the number of entries in each class it may warrant a class to be divided, combined, or cancelled.
 - c. Livestock exhibitors **MUST** show their own entries with these exceptions:

- i. If A 4-Her has two entries in the same class or has livestock entries in two divisions or classes being shown at the same time the livestock owner may choose another 4-Her to exhibit that livestock. The other chosen 4-Her must be ready to exhibit the livestock when the class is called.
 - ii. Should a 4-Her become ill, a written doctor's note is required to be provided to the Extension Agent(s) & Superintendents to allow a different 4-Her to show the livestock other than the livestock owner.
 - d. Exhibitors are encouraged to dress in species-appropriate clothing. (For example- Closed Toe shoes etc.)
 - e. Any animal that cannot be shown in the regular and customary manner may be disqualified.
7. **Livestock Exhibit Release**- Saturday, July 29, 2023- 10:00 p.m.
- a. Early Horse Release-Horses may be released early if they are going to attend another show. A written request must be submitted to the Pawnee County Fair Board & Extension Agents.
 - b. Early Livestock Release- 4-Her's with **permitted early release** from the Pawnee County Fair Board & Extension Agents, or livestock taken to Meade Locker and Processing LLC, **MUST** CLEAN UP STALLS IMMEDIATELY after livestock has been loaded or has left the Fair Grounds.

2023 PAWNEE COUNTY FAIR 4-H POINT SYSTEM

FAIR PREMIUMS and HIGH POINT BOY & GIRL

No points or premiums are awarded for Shotgun/Trap Shoot, Shepherd's Lead, or Fashion Style Revue Constructed Garments.

Points are awarded but NO premium is awarded to Showmanship of all Animals.

Horse Entries-Premium payment will be paid only ONCE for the TOP Horse Entry.

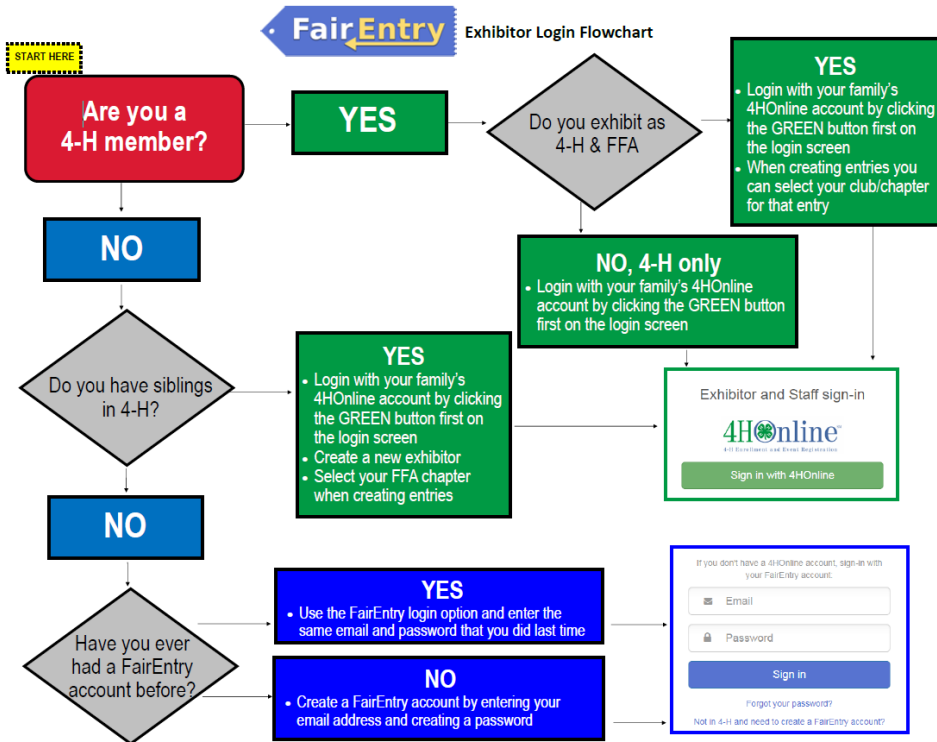
DIVISION	PURPLE (State Fair Blue) & BLUE	RED	WHITE
Beef	20	10	5
Bicycle	6	4	2
Cat	6	4	2
Clothing- Level I & II	6	4	2
Clothing- Level III & IV	8	6	4
Crops	15	8	4
Dairy Cattle	20	10	5
Dairy Goat	20	10	5
Dog- Sub Novice A & B	15	8	4
Dog- Novice A & B	20	10	5
Energy Management	10	8	6
Entomology	8	6	4
Fashion Revue-Purchased Garments	6	4	2
Fiber Arts	8	6	4
Fleece Wool Competition	6	4	2
Floriculture	6	4	2
Foods & Nutrition	6	4	2
Forestry	6	4	2
Geology & Lapidary	6	4	2
Goat	20	10	5
Hand Pets	6	4	2
Home Environment	6	4	2
Horse	20	10	5
Horticulture	6	4	2
Notebooks/Posters/Displays	6	4	2
Photography	6	4	2
Poultry	6	4	2
Rabbit	6	4	2
Reading	6	4	2
Shooting Sports Educational Notebooks/Posters/Displays	6	4	2
STEM Agricultural Mechanics	10	8	6
STEM Architectural Block Construction	6	4	2
STEM Astronomy	6	4	2
STEM Computers	6	4	2
STEM Educational Exhibits (Notebooks/Posters/Displays)	6	4	2
STEM Robotics	6	4	2
STEM Rocketry	6	4	2
STEM Unmanned Aerial Systems	6	4	2
Secretary & Reporter Notebooks	8	6	4
Sheep	20	10	5
Swine	20	10	5
Visual Arts	6	4	2
Wildlife	8	6	4
Woodworking	10	8	6

ENTERING THE FAIR

4-H Exhibitors

USING 4-H ONLINE and FAIRENTRY

<https://www.fairentry.com>



Tips for Exhibitors making Online Entries:

- Recommended browsers: Google Chrome or Mozilla Firefox. Older versions of Internet Explorer may cause unexpected results.
- Register all entries for each exhibitor in the family before proceeding to the Payment section.
- Be sure to click the "Submit" button when you have completed your entries. Entries are not final until they have been submitted.
- Check your email inbox for a confirmation email with a list of your entries and any related fees.
- You will receive a second email when your entries have been approved by your fair.

1. Click **"Find Your Fair"** Located at the top of the right hand side of the webpage.
2. A **"Find Your Fair"** box will pop up.
3. Search by keyword **"2023 Pawnee County Fair"** OR
4. **"Filter by State"** and find Kansas
5. Click on the **"Search"** at the bottom of the **"Find Your Fair"** box.
6. A list on the Right side of the webpage will appear. Scroll down until you find **"2023 Pawnee County Fair"**. Note: The list is in alphabetical order.
7. Click on **"2023 Pawnee County Fair"**
8. The next screen will show two options on the right side **"4-H Exhibitor and 4-H Staff Sign-In"** and **"Fair Entry Exhibitor, Staff Sign-In"**
9. **For 4-H Choose the 4-H Online Log-In**
10. **Follow the steps to enter the Fair.**
11. **FairEntry Help Video:** <https://www.vimeo.com/265821971>

4-H SPECIAL AWARDS and CONTESTS

4-H ROUND ROBIN SHOWMANSHIP

(see Special Events, Contests and Awards page 17)

BEEF TEAM FITTING

(see Special Events, Contests and Awards page 17)

GLENN MULL FAMILY MEMORIAL 4-H LIVESTOCK SALE & 4-H FOODS PROJECT SALE

(see Special Events, Contests and Awards- page 18)

4-H CARCASS SHOW

(see Special Events, Contests and Awards- page 18)

RATE OF GAIN

The best rate of gain will be awarded to Beef, Sheep, Goat and Swine. Animals will be weighed and recorded on designated dates. Rate of Gain Awards will be awarded at the Pawnee County 4-H Achievement Banquet-October 2023.

HIGH POINT BOY AND GIRL

Pawnee County 4-H Fair High Point Boy and High Point Girl is calculated based on total points added from the current Fair and their exhibits. From the High Point Boy and Girl the Top Overall High Point Individual will be chosen for an award. High Point Boy, Girl or Individual can only be received once in a 4-Her's career. If a 4-Her has previously been awarded with High Point Boy, Girl, or Individual it will be passed on to the next 4-Her who has the highest points accrued. This award will be awarded and recognized at the Pawnee County Achievement Banquet in the fall following the Pawnee County Fair.

OUTSTANDING FAIR HELPER

Outstanding Fair Helper is nominated each year at the current County Fair. Each Superintendent of all the Divisions will have the opportunity to nominate **ONE** Pawnee County 4-H'er who has shown an exceptional effort to make the Fair a better place for everyone from community members to 4-H Youth. Nominations will be submitted at the end of the Pawnee County Fair and voted on. This award can only be received once in a 4-Her's career. The Outstanding Fair Helper is awarded and recognized at the Pawnee County Achievement Banquet in the fall following the County Fair.

4-H HERDSMANSHIP AWARD

Exhibits in Beef, Sheep, Swine, Goat, and Horse divisions will be judged daily during the Pawnee County Fair. Each 4-H Club will be judged on: cleanliness of alleys, stalls, and/or pens; arrangement of exhibit; appearance of animals, and stall cards being placed as necessary. The daily scores will be posted in the Fair Office. The winning 4-H Club will be recognized and awarded at the Pawnee County 4-H Achievement Banquet in the fall following the County Fair. The Raymond Johnson Memorial of the Pawnee County 4-H Foundation sponsors this award.

Department: 4-H John M. Lewis & Sons Livestock Center

DIVISION

4-H BREEDING BEEF

4-H MARKET BEEF

4-H BEEF

4-H BUCKET CALF

4-H BUCKET FEEDER

4-H BUCKET FEEDER MARKET

Superintendent: Eli and Debbie Makings, Debra Kirby Family & Ron & LaRue Cooper

Livestock/Animal Drop-Off- Wednesday July 26 * 7:00 a.m.

Check-In: Wednesday, July 26 * 4:30 p.m.

Livestock Release:

(BEEF TEAM FITTING- page 17 * ROUND ROBIN- page 17 * LIVESTOCK SALE- page 18* CARCASS SHOW- see page 18)

4-H Bucket Calf & Bucket Feeder Show: Thursday July 27 * 5:30 p.m.

4-H Beef Show: Friday July 28 * 8:00 a.m.

Following 4-H Beef Show will be 4-H Bucket Feeder Showmanship: Friday July 28 * 8:00 a.m.

SPECIAL AWARDS:

Champion Hereford Steer- Sponsored by the Michael Steffen Memorial- Pawnee County 4-H Foundation

Reserve Champion Hereford Steer- Sponsored by the Leon Steffen Memorial- Pawnee County 4-H Foundation

Champion Hereford Heifer- Sponsored by the Michael Steffen Memorial- Pawnee County 4-H Foundation

Reserve Champion Hereford Heifer- Sponsored by the Leon Steffen Memorial- Pawnee County 4-H Foundation

Champion Superior Beef Female- Sponsored by the Barbara Bowman Memorial- Pawnee County 4-H Foundation

Reserve Champion Superior Beef Female- Sponsored by the Barbara Bowman Memorial- Pawnee County 4-H Foundation

Grand Champion Market Steer- Sponsored by the Darcey VanMeter Memorial- Pawnee County 4-H Foundation

Reserve Grand Champion Market Steer- Sponsored by Pawnee County Coop

Grand Champion Beef Showman- Sponsored by the Joe W. Lewis Memorial-Pawnee County 4-H Foundation

Reserve Grand Champion Beef Showman – Sponsored by the Judy Kirby Memorial-Pawnee County 4-H Foundation

Champion Senior Beef Showman- Sponsored by the Leon Graver Memorial- Pawnee County 4-H Foundation

Champion Intermediate Beef Showman- Sponsored by Pawnee County COOP

Champion Junior Beef Showman- Sponsored by the Wayne Miller Memorial- Pawnee County 4-H Foundation

Grand Champion Bucket Calf- Sponsored by the Wayne Miller Memorial- Pawnee County 4-H Foundation

Reserve Grand Champion Bucket Calf- Sponsored by the Ethan Cooper Memorial-Pawnee County 4-H Foundation

Champion Senior Bucket Calf- Sponsored by the Cooper Family

Champion Junior Bucket Calf- Sponsored by the Seeman Family

Grand Champion Bucket Feeder- Sponsored by the Michael Steffen Memorial- Pawnee County 4-H Foundation

Reserve Grand Champion Bucket Feeder- Sponsored by the Wayne Ward Memorial- Pawnee County 4-H Foundation

Champion Senior Bucket Feeder- Sponsored by the Cooper Family

Champion Junior Bucket Feeder- Sponsored by the Seeman Family

1st Time 4-H Livestock Exhibitor(s) at County Fair-Sponsored by the Judy Zook Memorial -Pawnee County 4-H Foundation

RULES

General

1. Read 4-H General Rules & Regulations, 4-H Livestock Rules, and Glenn Mull Family Memorial

Livestock Sale Rules.

2. No bulls will be allowed to show.
3. Heifer can be shown in Market or Breeding but Not both
4. All Breeding Heifers must be identified by a 4-H County, State EID, Registration Number. Registered Heifers need to have registration papers or tattoo by July 1, 2023. Registration must be in Exhibitors name by July 1, 2023.
5. Commercial Heifers need to have a 4-H County or State EID Tag by March 11, 2023.
6. The 4-H'er may exhibit no more than 2 breeding animals, no more than 2 market animals or no more than 2 bucket calf/bucket Feeder division animals. With a maximum of 6 total exhibits.
7. 4-H'ers **MUST**, to their best abilities, be the caregiver of their livestock/animals but may receive assistance from immediate family members or other current 4-H members eligible to exhibit at the County Fair when necessary.
8. All market beef, bucket feeders, and bucket calves must have been weighed and identified in the exhibitor's name with approved 4-H ear tags on the county weigh-in date. Only 6 may be tagged.
9. Steers and heifers will be shown by blow & go – no hair gel, glue, adhesive, or powder products. Must be able to run comb through hair.
10. Breeding and Market Beef will show by Breed, but must have a minimum of 2 to make a Breed Class, or will show as All Other Breeds (AOB).
11. **THIS DIVISION IS NOT KANSAS STATE FAIR QUALIFYING.** To qualify for State Fair, nominations are due May 1 for market beef and June 15 for breeding beef. Please contact the Agent if you need assistance to nominate your livestock.

Beef Livestock Show:

12. Superintendent will break breeding and market classes at their discretion. At time of weigh-in, beef will be breed classified by Superintendent based on typical breed characteristics. Any animal failing to meet breed standards will be shown as "Crossbred."
13. Breeding Heifer class winners will be brought back in for a Supreme Female and Reserve Supreme Female away.
14. Show order posted in Barn as:
 - Breeding Heifer
 - Market Heifer
 - Market Steer
 - **Beef Showmanship** (includes Bucket Feeder Showmanship)

Beef Showmanship:

15. A showmanship contest for 4-H beef cattle exhibitors (including bucket calf and bucket feeder) will be held at the conclusion of the beef judging. Ribbon awards will be provided.
16. Champion and Reserve Champion in each age division of Showmanship will be awarded, if justified, and will show for Grand Champion and Reserve Grand Champion.

Beef Livestock Sale:

17. Sale animals must go to Meade Locker and Processing, LLC.
18. **Beef Carcass Contest:** will be open to market beef exhibited at the County Fair and sent to Meade Locker and Processing LLC. 4-H'ers must attend the carcass show evening of Tuesday, August 1st, 2023, following the conclusion of the Fair in order to receive a placing and award at the Achievement Banquet.
19. **Scheduling Conflicts:** If it is known in advance that there will be conflicts, the 4-Her's guardians

MUST submit an excuse in writing to the Extension Agents no later than 8:00 p.m. on Wednesday July 26, 2023 of the County Fair. Emergencies will be reviewed by the Extension Agents on a case-by-case basis.

20. **Rate of Gain:** awards will be open to all market beef weighed at county weigh-in and exhibited at the Pawnee County Fair. Calculations will be done by Superintendents or Extension Office. Any circumstantial exceptions will be finalized by the Superintendents or Extension Office.

4-H BREEDING AND MARKET BEEF

CLASSES

BREEDING HEIFERS (AGES of Heifers are classified in descriptions below)

Fall Heifer Calves- Calved between August 1-December 31, 2022 previous year

- Class 8000. Fall Heifer Calves-Angus (Black and Red)
- Class 8001. Fall Heifer Calves-Charolais
- Class 8002. Fall Heifer Calves-Percentage Charolais
- Class 8003. Fall Heifer Calves-Chianina
- Class 8004. Fall Heifer Calves-Gelb/Balancer
- Class 8005. Fall Heifer Calves-Hereford
- Class 8006. Fall Heifer Calves-Limousin
- Class 8007. Fall Heifer Calves-Lim Flex
- Class 8008. Fall Heifer Calves-Maine Anjou
- Class 8009. Fall Heifer Calves-Maine Angus
- Class 8010. Fall Heifer Calves-MaineTainer
- Class 8011. Fall Heifer Calves-Shorthorn
- Class 8012. Fall Heifer Calves-Shorthorn Plus
- Class 8013. Fall Heifer Calves-Simmental
- Class 8014. Fall Heifer Calves-Percentage Simmental
- Class 8015. Fall Heifer Calves-All Other Breeds (AOB)
- Class 8016. Fall Heifer Calves-Commercial

Summer Yearling Heifer- Calved between May 1-July 31, 2022 previous year

- Class 8017. Summer Yearling Heifer- Angus (Black and Red)
- Class 8018. Summer Yearling Heifer- Charolais
- Class 8019. Summer Yearling Heifer- Percentage Charolais
- Class 8020. Summer Yearling Heifer- Chianina
- Class 8021. Summer Yearling Heifer- Gelb/Balancer
- Class 8022. Summer Yearling Heifer- Hereford
- Class 8023. Summer Yearling Heifer- Limousin
- Class 8024. Summer Yearling Heifer- Lim Flex
- Class 8025. Summer Yearling Heifer- Maine Anjou
- Class 8026. Summer Yearling Heifer- Maine Angus
- Class 8027. Summer Yearling Heifer- MaineTainer
- Class 8028. Summer Yearling Heifer- Shorthorn
- Class 8029. Summer Yearling Heifer- Shorthorn Plus
- Class 8030. Summer Yearling Heifer- Simmental
- Class 8031. Summer Yearling Heifer- Percentage Simmental
- Class 8032. Summer Yearling Heifer- All Other Breeds (AOB)
- Class 8033. Summer Yearling Heifer- Commercial

Spring Yearling Heifer-Calved between January 1-April 30, 2022 previous year

- Class 8034. Spring Yearling Heifer- Angus (Black and Red)
- Class 8035. Spring Yearling Heifer-Charolais
- Class 8036. Spring Yearling Heifer-Percentage Charolais
- Class 8037. Spring Yearling Heifer-Chianina
- Class 8038. Spring Yearling Heifer-Gelb/Balancer
- Class 8039. Spring Yearling Heifer-Hereford
- Class 8040. Spring Yearling Heifer-Limousin
- Class 8041. Spring Yearling Heifer-Lim Flex
- Class 8042. Spring Yearling Heifer-Maine Anjou
- Class 8043. Spring Yearling Heifer-Maine Angus
- Class 8044. Spring Yearling Heifer-MaineTainer
- Class 8045. Spring Yearling Heifer-Shorthorn
- Class 8046. Spring Yearling Heifer-Shorthorn Plus
- Class 8047. Spring Yearling Heifer-Simmental
- Class 8048. Spring Yearling Heifer-Percentage Simmental
- Class 8049. Spring Yearling Heifer-All Other Breeds (AOB)
- Class 8050. Spring Yearling Heifer-Commercial

Senior Heifer- Calved between August 1-December 31, 2021 two years prior

- Class 8051. Senior Heifer- Angus (Black and Red)
- Class 8052. Senior Heifer- Charolais
- Class 8053. Senior Heifer- Percentage Charolais
- Class 8054. Senior Heifer-Chianina
- Class 8055. Senior Heifer- Gelb/Balancer
- Class 8056. Senior Heifer- Hereford
- Class 8057. Senior Heifer- Limousin
- Class 8058. Senior Heifer- Lim Flex
- Class 8059. Senior Heifer- Maine Anjou
- Class 8060. Senior Heifer- Maine Angus
- Class 8061. Senior Heifer- MaineTainer
- Class 8062. Senior Heifer- Shorthorn
- Class 8063. Senior Heifer- Shorthorn Plus
- Class 8064. Senior Heifer- Simmental
- Class 8065. Senior Heifer- Percentage Simmental
- Class 8066. Senior Heifer- All Other Breeds (AOB)
- Class 8067. Senior Heifer- Commercial

Cow-Calf Pair-Must be halter broke- Female must be in project. Bull Calf may be shown.

- Class 8068. Cow-Calf Pair- Angus (Black and Red)
- Class 8069. Cow-Calf Pair- Charolais
- Class 8070. Cow-Calf Pair- Percentage Charolais
- Class 8071. Cow-Calf Pair- Chianina
- Class 8072. Cow-Calf Pair- Gelb/Balancer
- Class 8073. Cow-Calf Pair- Hereford
- Class 8074. Cow-Calf Pair- Limousin
- Class 8075. Cow-Calf Pair- Lim Flex
- Class 8076. Cow-Calf Pair- Maine Anjou
- Class 8077. Cow-Calf Pair- Maine Angus
- Class 8078. Cow-Calf Pair- MaineTainer

Class 8079. Cow-Calf Pair- Shorthorn
Class 8080. Cow-Calf Pair- Shorthorn Plus
Class 8081. Cow-Calf Pair- Simmental
Class 8082. Cow-Calf Pair- Percentage Simmental
Class 8083. Cow-Calf Pair- All Other Breeds (AOB)
Class 8084. Cow-Calf Pair- Commercial

MARKET HEIFERS (Must be born after Jan. 1, 2022)

Class 8085. Market Heifer Angus (Black and Red)
Class 8086. Market Heifer Charolais
Class 8087. Market Heifer Chianina
Class 8088. Market Heifer Hereford
Class 8089. Market Heifer Maine Anjou
Class 8090. Market Heifer Shorthorn
Class 8091. Market Heifer Simmental
Class 8092. Market Heifer All Other Breed (AOB)
Class 8093. Market Heifer Crossbred

MARKET STEER (Must be born after Jan. 1, 2022)

Class 8094. Market Steer Angus (Black and Red)
Class 8095. Market Steer Charolais
Class 8096. Market Steer Chianina
Class 8097. Market Steer Hereford
Class 8098. Market Steer Maine Anjou
Class 8099. Market Steer Shorthorn
Class 8100. Market Steer Simmental
Class 8101. Market Steer All Other Breed (AOB)
Class 8102. Market Steer Crossbred

Showmanship (NO BUCKET CALVES)

Class 8103. Beef Showmanship Junior Division – 7-9 years of age, as of January 1, current year
Class 8104. Beef Showmanship Intermediate Division – 10-13 years of age, as of January 1, current year
Class 8105. Beef Showmanship Senior Division – 14 years of age and over, as of January 1, current year

4-H BUCKET CALF & BUCKET FEEDER

RULES

1. Read 4-H General Rules & Regulations, 4-H Livestock Rules, and Glenn Mull Family Memorial Livestock Sale Rules.
2. **THIS DIVISION DOES NOT QUALIFY FOR THE KANSAS STATE FAIR.**
3. An Open Class Bucket Calf CANNOT be brought back as a 4-H Bucket Feeder the following year.
4. This division will be shown blow & go.
5. Calves will be barn tied.
6. 4-H'ers **MUST**, to their best abilities, be the caregiver of their livestock/animals but may receive assistance from immediate family members or other current 4-H members eligible to exhibit at the County Fair when necessary.
7. Bucket Feeder Showmanship is with 4-H Beef Showmanship on Friday July 28, 8:00 a.m. There is no Bucket Calf Showmanship.
8. They will be shown as a group, not by breed. Heifers and Steers will be shown together.
9. Classes will be judged by consultation method based on beef showmanship and what the 4-H'er has learned:
 - a. 50% Knowledge – used to determine what the child has learned about caring for and raising the calf.
Questions regarding purchase, management, housing, health, feeding, and future plans are considered

appropriate and may be expanded for older youth. Knowledge will be based on judge's questions in the show ring.

- b. 50% Showmanship – 4-H member will be judged on how well they work with their calf in the show ring. (How well the calf responds to commands, how well the calf has been cared for.) Show sticks are optional. Presentation of the calf is to be done with a rope, nylon, or leather halter. 4-H'ers must dress according to the Dress Code listed under *Livestock Exhibits*, in the 4-H Livestock Rules and Regulations.

9. Champion and Reserve Champion in Junior and Senior Divisions will show for Grand Champion and Reserve Grand Champion Bucket Calf. Champion and Reserve Champion in Junior and Senior Divisions will show for Grand Champion Market Bucket Feeder, Reserve Grand Champion Market Bucket Feeder, Grand Champion Heifer Bucket Feeder, and Reserve Grand Champion Heifer Bucket Feeder respectively.

Bucket Calves

1. Bucket calf must be born after January 1, of the current 4-H year.
2. Bucket Calf exhibitors will be limited to ages 7-12-year-old 4-H members.
3. All bucket calves must have been identified in the exhibitor's name with approved 4-H ear tags on or before the county's small animal livestock weigh-in date.
4. The calves will be shown at halter.

Bucket Feeders

1. 4-H Bucket Feeder must have been exhibited the previous year as a 4-H Bucket Calf.
2. Only steers and heifers may be shown.
3. Bucket Feeders must have been weighed and identified in the exhibitor's name with approved 4-H ear tags on the county weigh-in date.
4. Beef shown as a Bucket Feeder are not eligible to be shown in a Market Steer or Market Heifer class.

CLASSES

Bucket Calf

- Class 8106. Junior Bucket Calf-Ages 7-9 years as of Jan. 1 of current 4-H year
- Class 8107. Senior Bucket Calf- Ages 10-12 as of Jan. 1 of current 4-H year

Bucket Feeder

- Class 8108. Junior Bucket Feeder Showmanship- Ages 7-9 years as of Jan. 1 of current 4-H year
- Class 8109. Senior Bucket Feeder Showmanship- Ages 10-12 as of Jan. 1 of current 4-H year
- Class 8110. Junior Bucket Feeder – Heifer- Ages 7-9 years as of Jan. 1 of current 4-H year
- Class 8111. Senior Bucket Feeder – Heifer-Ages 10-12 as of Jan. 1 of current 4-H year
- Class 8112. Junior Bucket Feeder – Market Heifer/Steer- Ages 7-9 years as of Jan. 1 of current 4-H year
- Class 8113. Senior Bucket Feeder – Market Heifer/Steer- Ages 10-12 as of Jan. 1 of current 4-H year

Department: 4-H Larned Community Center
DIVISION
4-H BICYCLE RODEO

Superintendents: Pawnee County CHO and the Rozel Lions Club
Saturday, July 29, 9:00 a.m., Community Center Parking Lot

SPECIAL AWARDS:

Grand Champion Bicycle Exhibitor- Sponsored by the E. Clifford Manry Memorial- Pawnee County 4-H Foundation

RULES

1. Read 4-H General Rules & Regulations.
2. **4-Hers enrolled in the 4-H Health & Wellness Bicycle Project MUST enter in the 4-H BICYCLE RODEO DIVISION ONLY. Those enrolled in the Health & Wellness Bicycle Project CANNOT compete in both 4-H & Open Class.**
3. All age group class races are based on ages as of Jan. 1 of the current 4-H year.
4. All individuals will enter in their appropriate age group and will compete in each of the below races for a total added time.

RACES: Snail Ride - Rider completes the course for the slowest time.

Barrel Race -Rider completes barrel course. Fastest time wins.

Flag Race - Rider goes around barrel and grabs a flag and rides to the finish line. Fastest time wins.

Sprint Race- Rider races in straight line to finish line. Fastest time wins.

Dizzy Race - Rider completes course found a series of poles and back to the finish line. Fastest time wins.

3. Ribbons will be awarded in each class accordingly:
 - All race times (except snail race) will be added together for a total time for each rider in each age group. Ribbons will be given accordingly as such:
Blue- top third times * **Red-** middle third times * **White** -bottom third times
 - Champion & Reserve Champion will be the fastest and second fastest times from each age group.
 - Grand Champion and Reserve Grand Champion will be the top fastest time and second top fastest time across all age groups.

CLASSES

Class 8200. Junior Race- Ages 7-9 (see list of races above)

Class 8201. Intermediate Race- Ages 10-13 (see list of races above)

Class 8203. Senior Race- Ages 14-18 (see list of races above)

Department: 4-H J.A. Haas Exhibit Building

DIVISION

4-H CAT

Superintendent: Beth Smith

Monday, July 24 * 4:00 p.m.

RULES

1. Read 4-H General Rules & Regulations.
2. Cats must be present by 3:30 p.m., housed in a pet carrier and will be dismissed following judging.
3. Only 1 entry per 4-H member.
4. A maximum time limit of 10 minutes will be given for consultation with the judge.
5. Cats or kittens entered for competition must be cared for and groomed by 4-H project enrollee.
6. All kittens must be 4 months old by the show date. Adult cats may be any age over 8 months.
7. No pregnant females beyond their 4th week of pregnancy. No nursing cats.
8. All cats' front nails must be clipped before the show.
9. Proof of vaccination for rabies, distemper, and rhinotracheitis is required.
10. Ribbons/Awards: Champion and Grand Champion will be selected from each class.
Grand Champion and Reserve Grand Champion will be selected from all classes.
11. **NO KANSAS STATE FAIR CLASSES FOR THIS DIVISION.**

CLASSES

Kitten, 4 to 8 Months

Class 8300. Junior Ages 7-9- Kitten

Class 8301. Intermediate Ages 10-14- Kitten

Class 8302. Senior Ages 15 and up- Kitten

Adult Cat, over the age of 8 months

Class 8303. Junior Ages 7-9- Adult Cat

Class 8304. Intermediate Ages 10-14- Adult Cat

Class 8305. Senior Ages 15 and up- Adult Cat

Department: 4-H Larned Community Center

DIVISION

4-H CLOTHING & TEXTILES

Superintendent: Diane Zook & Jessica Brownlee

*****CLOTHING CONSTRUCTION JUDGING & CONSULTATION: Tuesday July 18, 2023 * 9:30 a.m.*****

Exhibit Check-In: Tuesday July 25 * 8:00 a.m.-1:00 p.m.

Exhibit Release: Saturday, July 29 * 7:00 p.m.-8:00 p.m. **OR** Sunday July 30 * 7:00 a.m.-8:00 a.m.

SPECIAL AWARDS:

Grand Champion Clothing Construction Exhibit- Sponsored by The Jennifer Otte Finger Memorial-Pawnee County 4-H Foundation

Reserve Grand Champion Clothing Construction Exhibit- Sponsored by Mr. & Mrs. Gary Seibert

Champion Clothing Construction Level II Exhibit- Sponsored by The Mystel Graver Memorial-Pawnee County 4-H Foundation.

RULES

1. Read 4-H General Rules & Regulations.
2. All items in this division must be judged at Clothing and Fashion Revue judging on Tuesday, July 18, at the J.A. Haas Exhibit Building.
3. **CONSULTATIVE JUDGING** - The 4-H'er should be present at the judging but a parent, leader, or other 4-H'er could bring the items if it is impossible for the member to attend. Parents are asked to listen to the judges and allow the member to answer the questions asked by the judge. **4-H'ers are to bring their pattern instruction sheet to the judging.**
A 4-Her will be given a maximum of 10 minutes for all entries for consultative judging.
4. A 4-H'er is not limited to number of entries.
5. Pre-cut kits are acceptable for all clothing classes. All articles/garments must be finished for use. Articles/garments may have been worn or used but shall be carefully laundered or cleaned before being exhibited.
6. Each piece must be labeled so items do not get lost. Sew or pin labels on the inside of the garment.
7. Care labels are not required. However, members should know how to care for the fabrics they purchase.
8. Educational Classes: Share with others what you have learned. Exhibits may be in the form of a poster, notebook, or display. Follow copyright laws as explained in the General Rules as you are preparing your exhibit. Take care to select durable materials that will withstand fair conditions. If exhibit is a poster, it must not be larger than 22" x 28". If exhibit is a display, maximum size is not to exceed a standard commercial 3'x4' tri-fold display board. Name and must be clearly marked on educational exhibits. No card table displays are allowed.
9. Recycled Clothing Project: An item made of at least 50% recycled material (recycled means reusing an existing item in a new way). Could be remaking/redesigning a garment, re-purposing a clothing item for new use, etc. Must include sewing of some kind. An index card (no larger than 4"x6") MUST accompany entry describing the recycled materials and how they were used in the item.
10. If justified, a Champion and Reserve Champion will be selected for each level. A Grand Champion and Reserve Grand Champion will be selected overall.
11. Definitions:
 - a. Article – an item constructed in a clothing project such as a backpack, laundry bag, garment bag, pillow, quillow, bed spread, potholders, tea towels, apron, etc. Could be hand or machine sewn, and could include applique or machine embroidering on items 4-H'ers have made. Items can only be exhibited in one division (ex: pillow made for bedroom cannot be entered in both clothing and home environment).
 - b. Outfit – 2 or more pieces that can be worn together at the same time, but not necessarily a complete outfit (ex: could be a vest and skirt)
 - c. Garment for Level II & above – A garment must be more than just 1 skirt, 1 vest, 1 blouse, 1 shirt, 1 pair of jeans, 1 pair of slacks, etc. A garment means a dress, coat, jumper, jumpsuit, etc.

CLASSES (#- MARKS CLASSES OR 4-HER AGES INELIGIBLE FOR THE KANSAS STATE FAIR)

Level I (Age 7-8)

- # Class 8400. Sewing Box filled with supplies (see the “Adventures in Sewing” project book for a suggested list of supplies needed in a sewing box). The sewing box can only be entered one year.
- # Class 8401. An article (ex: pillows, tote bag, beach towels, etc.)
- # Class 8402. 1 or 2 piece coordinated outfit (ex: elasticized shorts, skirt, or slacks; or a pullover top). This class is a beginning class so it should not include things such as zippers, button holes and buttons, set-in sleeves, etc.
- # Class 8403. Educational Exhibit- (Construction or Buymanship)

Level II (Age 9-11)

- Class 4000. An article, garment, or outfit (see definitions in the rules)
- Class 4001. Educational Exhibit-(Construction or Buymanship)

Level III (Age 12-14)

- Class 4002. An article, garment, or outfit (see definitions in the rules)
- Class 4003. Educational Exhibit-(Construction or Buymanship)

Level IV (Age 15 - 18)

- Class 4004. An article, garment, or outfit (see definitions in the rules)
- Class 4005. Educational Exhibit-(Construction or Buymanship)

Recycled Clothing Project

- # Class 8404. Recycled Clothing Project- Ages 7-8
- Class 4006. Recycled Clothing Project- Ages 9-18

Department: 4-H J.A. Haas Exhibit Building
DIVISION
4-H CROPS

Superintendents: Dale Seeman & Jared Skelton

Exhibit Check-In & Consultation: Wednesday July 26 * 8:00 a.m.-1:00 p.m.

Exhibit Release: Saturday, July 29 * 7:00 p.m.-8:00 p.m. OR Sunday July 30 * 7:00 a.m.-8:00 a.m.

Market Alfalfa Show & Market Wheat Show- see page 32-33

SPECIAL AWARDS:

Grand Champion Crops Exhibit (excludes wheat plot booth) Award- Sponsored by The Hugh Bowman Memorial-Pawnee County 4-H Foundation

Reserve Grand Champion Crops Exhibit- Sponsored by The Edwin & Shirley Doll Memorial-Pawnee County 4-H Foundation

1st, 2nd, and 3rd White Corn Exhibits- One Time Special Award- Sponsored by Pawnee County Businesses

1st, 2nd, and 3rd Yellow Corn Exhibits- One Time Special Award- Sponsored by Pawnee County Businesses

1st, 2nd, and 3rd Corn Jar Exhibits- One Time Special Award-Sponsored by Pawnee County Businesses

Champion Corn Exhibit- One Time Special Award- Sponsored by Pawnee County Businesses

Reserve Champion Corn Exhibit- One Time Special Award- Sponsored by Pawnee County Businesses

Champion Wheat Jar- Sponsored by The Raymond Johnson Memorial -Pawnee County 4-H Foundation

Reserve Champion Wheat Jar- One Time Special Award-Sponsored by Pawnee County Businesses

Champion Wheat Variety Plot Display- Sponsored by Dr. Christina Frick, DVM

Champion Alfalfa Exhibit- Sponsored by Fischer Farms

1st, 2nd, and 3rd Top Alfalfa Exhibits- Sponsored by The Raymond Frick Memorial- Pawnee County 4-H Foundation.

Grand Champion Alfalfa Display- Sponsored by Tall Crop, Inc.

Reserve Grand Champion Alfalfa Display- Sponsored by Tall Crop, Inc. & The Raymond Frick Memorial- Pawnee County 4-H Foundation

RULES

1. Read 4-H General Rules & Regulations.
2. **4-H Exhibitors MUST complete a form which includes the following information to be considered for ribbon placement/awards:**
 1. **Landowner's Name and Signature, showing permission was given for the sample/s to be shown by exhibitor.**
 2. **Landowner's Phone Number**
 3. **Landowner's Property address where the sample was pulled from**

Landowners will be contacted prior to placings/awards being given, to ensure permission is given.
3. **Products exhibited in this division must have been grown by the 4-H member in the current 4-H year, except for soybean seed and edible field bean seed.**
4. **CONSULTATIVE JUDGING** -All exhibits will be judged at an appointed consultative time. A schedule will be sent to members. The 4-H'er should be present at the judging but a parent, leader, or other 4-H'er could bring the items if it is impossible for the member to attend. Parents are asked to **listen** to the judges and allow the member to answer the questions asked by the judge.
5. **4-Her will be given a maximum of 10 minutes for all exhibits for consultative judging.**
6. Exhibits should be as mature as possible unless stated. Sorghum exhibits may not be mature by the time of the Fair but the best exhibit possible should be made.
7. Crops should be of adapted and recommended varieties and grown in the last available season.
8. Crops should be exhibited as cut whole plants. Soybeans should include **WASHED** roots.
9. Bring your grain or seed exhibit in a glass gallon wide-mouth glass jar; lids should be painted black.
10. All gallon jar exhibits (corn, sorghum, wheat, sunflowers, and other crops) may have a 2 ½ - 3 inch in diameter cylinder placed in a glass gallon container to reduce the amount of grain to three quarts.
11. Variety or hybrid must be named on the entry card tied to jar. Sticker entry card is required on top of lid.

12. If variety is **NOT** stated where requested OR samples **NOT** tied where requested, ribbon placing will drop once placing.
13. A Grand and Grand Reserve Champion will be chosen from Crops.
14. A Champion and Reserve Champion will be chosen from all Classes- Wheat Variety Plot Displays, Weed Control, Corn, Sorghum, Wheat, Sunflowers Other Crops, Hays Crops, and Soybeans.
15. Alfalfa Exhibit Ribbons:
 - a. 1st, 2nd, and 3rd place will be chosen based on the top ribbons awarded for the Alfalfa class # 2414 **ONLY**.
 - b. Grand and Reserve Champion for Alfalfa will be chosen from Class numbers 2414 & 2415.
16. Corn Exhibit Ribbons:
 - a. 1st, 2nd, and 3rd place will be chosen from each Corn class.
 - b. A Champion and a Reserve Champion will be chosen Corn classes
17. A Champion and Reserve Champion Wheat Jar will be chosen from class numbers 2405, 2406, 2407.

CLASSES

Displays

Class 2430. Wheat Plot Variety Display – follow these specifics:

1. Free Standing display Dimensions: Must not exceed 36” wide x 36” high x 18” deep. If booth exceeds overall dimensions, ribbon placing will be dropped one place.
2. Made of durable materials to withstand fair conditions and display must not require the use of electricity.
3. 4-H Member must be enrolled in the Plant Science: Crops project.
4. Display must show that it was planned and prepared by the 4-H Member. Members must include the varieties provided in the display, but may include more varieties, if desired.

Display Rubric

1. Educational Value – 70%

Is the main idea of the display specific? Was the title or theme emphasized? Is the idea presented so clearly, so simply, so forcefully, that it will stop the casual observer? If the passerby stopped, did the display give the observer additional facts in a clear, concise way? For example, varieties difference in wheat, economic gains from adoption of desirable practices, etc.

2. Quality Variety Plot Displays – 30%

Size, style, and neatness of lettering, proportion of models and lettering balanced, workmanship, including handouts, if used, charts, models, and lettering used effectively to teach ideas, colorful, artistic, neat, and well balanced.

Class 2440. Weed Control Exhibit

1. Collect, identify, press, mount, and label a minimum of 15 weeds. Try to include their roots, stems, leaves, and flowers. Three of the weeds must be noxious weeds preferably found in your home county. A standard 9” x 12” scrapbook may be obtained in which to permanently mount your weed specimens. Identify the scrapbook with your name and county on the inside front cover.
2. Prepare a list of the weeds mounted, showing common name, scientific name, and where it was found. Place the list in a specially identified section of the scrapbook.
3. Collect and identify weed seeds found in crop seeds. Mount them for display purposes. Place them in a specially identified section of the scrapbook.
4. Write a short story on “How We Control Weeds on Our Farm” if you live on a farm. Other members write “How We Control Weeds at Home.” The story should be about 300 words in length. It must show definite methods used to control weeds. Place the story in a specially identified section of the scrapbook.
5. Display Rubric- Mounted weed collection: number of mounted specimens, completeness of individual mounts, correctness of identification and information, and neatness. Include record sheet of weeds.

a. Records

50%

- b. Weed seed collection & exhibit 30%
- c. Story: "How We Control Weeds" 20%

CORN

- Class 2400. White. Variety or hybrid must be named. White -Five Ear Exhibit.
- Class 2401. Yellow. Variety or hybrid must be named. Yellow – Ten Ear Exhibit
- Class 2425. Corn: Exhibit to consist of one-gallon sample. Variety must be named.

SORGHUM

- Class 2402. Hybrid grain sorghum. Hybrid must be named. Five Head Exhibit
- Class 2403. Hybrid forage sorghum. Exhibit to consist of the entire plant; no roots. Hybrid must be named. 5" bundle, tied.
- Class 2404. Other forage sorghums. Exhibit to consist of the entire plant; no roots. Variety must be named. 5" bundle, tied.

WHEAT – One Gallon Sample

- Class 2405. Soft red winter wheat. Variety or hybrid must be named. One-Gallon Sample
- Class 2406. Hard red winter wheat. Variety or hybrid must be named. One Gallon Sample
- Class 2407. Hard white wheat. Variety or hybrid must be named. One Gallon Sample

SUNFLOWERS

- Class 2408. Confectionery heads. 3 heads must be submitted.
- Class 2409. Confectionery seeds in jar. 1-gallon jar must be submitted.
- Class 2410. Oil seed heads. 3 heads must be submitted.
- Class 2411. Oil seeds in jar. 1-gallon jar must be submitted.

OTHER CROPS

- Class 2412. Oats: Exhibit to consist of one-gallon sample. Variety must be named.
- Class 2413. Barley: Exhibit to consist of one-gallon sample. Variety must be named.
- Class 2414. Alfalfa: Exhibit to consist of one-gallon sample. Variety must be named.
- Class 2421. Edible field beans: Exhibit to consist of one-gallon sample of seed from most recent harvest.
- Class 2422. Edible field beans: Bundle of five plants (with roots intact) from most recent harvest. (Example – Lentils)
- Class 2423. Miscellaneous Crops: Exhibit to consist of one gallon sample of seed or 10 heads produced from current project. Variety must be named.
- Class 2424. Cotton: Provide 10 open bolls, not 10 plants. Place bolls in a bag that can breathe (not a sealed plastic bag), so mold doesn't develop.

HAY CROPS

- Class 2415. Alfalfa Hay: Exhibit to consist of one flake or slice from a rectangular bale, or a 10-inch section cut from a round bale. The flake or slice should be approximately 6 inches in thickness and tied in two directions. Variety must be named.
- Class 2416. Native Grass Hay: Ten-inch flake or slice, 6 inches thick and tied in two directions.
- Class 2417. Brome Grass: Exhibit to consist of one-gallon sample of seed.
- Class 2418. Other Tame Grasses: Exhibit to consist of one-gallon sample of seed.
- Class 2426. Cool Season Grass Hay (e.g., fescue, etc.): Ten-inch flake or slice, 6 inches thick and tied in two directions. Variety must be named.

SOYBEANS

- Class 2419. Soybeans: Exhibit to consist of one-gallon sample of seed from most recent harvest. Variety must be named.
- Class 2420. Soybeans: Bundle of five plants from most recent harvest. Variety must be named.

Department: 4-H John M. Lewis & Sons Livestock Center

DIVISION

4-H DAIRY CATTLE

Superintendents: Eli and Debbie Makings, Debra Kirby Family & Ron & LaRue Cooper

Livestock/Animal Drop-off: Wednesday July 26 * 7:00 a.m.

Check-In: Wednesday July 26 * 4:30p.m.

Livestock/Animal Release: Saturday July 29 * 10:00 p.m.

4-H Dairy Show: Friday, July 28 * 8:00 a.m. - Follows the Beef Show

SPECIAL AWARDS:

Grand Champion Dairy Heifer/Cow- One Time Special Award- Sponsored by Pawnee County Businesses

Reserve Grand Champion Dairy Heifer/Cow- One Time Special Award- Sponsored by Pawnee County Businesses

RULES

1. Read 4-H General Rules & Regulations and 4-H Livestock Rules.
2. Dairy Show will follow the Beef Show, if there are entries made.
3. 4-H'ers **MUST**, to their best abilities, be the caregiver of their livestock/animals but may receive assistance from immediate family members or other current 4-H members eligible to exhibit at the County Fair when necessary.
4. 4-H'er, not parents, should be responsible for keeping stalls and aisles clean.
5. An exhibitor must have the original registration certificates on the day of the show. The exhibitor **MUST** be the owner of the animal on the original registration certificates
6. Only 6 animals will be tagged per 4-H'er for the County Fair.
7. Dairy cattle will be shown by blow & go – no hair gel, paint, glue, adhesive, or powder products. Must be able to run comb through hair.
8. All Dairy Breeds will be shown together. Superintendents can make the decision to break classes if they feel it is necessary.
9. All Dairy Cattle need to be properly fitted to show. All exhibitors must be neatly and properly dressed (preferably in white) while in the show ring.
10. Senior yearlings that have calved will be shown in two-year old classes.
10. Show order will be posted in the livestock barn.
11. Dairy:
 - a. A Champion and Reserve Champion will be chosen for all Heifer calves, Yearling Heifers, and Cows.
 - b. An Overall Grand Champion and Reserve Grand Champion will be chosen for Dairy Heifer Calves, Yearling Heifers and Cows.
12. Showmanship Ribbons:
 - a. A Champion and Reserve Champion for each age group in Showmanship will be chosen.
 - b. An overall Grand Champion and Reserve Grand Champion will be chosen for Dairy Showmanship
13. **THIS DIVISION DOES NOT QUALIFY FOR THE KANSAS STATE FAIR.**

CLASSES

Dairy

Heifer

Class 8500. Junior Heifer Calf, born Mar. 1- June 30 of current year (not bucket fed).

Class 8501. Intermediate Heifer Calf, born Dec. 1 of prior year - Feb. 28 of current year.

Class 8502. Senior Heifer Calf, born Sept 1 -Nov. 30 of prior year

Yearling

Class 8503. Summer Yearling Heifer born June 1-Aug. 31 of prior year

Class 8504. Junior Yearling Heifer born Mar. 1-May 30 of prior year

Class 8505. Winter Yearling Heifer born Dec. 1, 2021-Feb. 20 of prior year

Class 8506. Senior Yearling Heifer born Sept. 1, 2021-Nov. 30, 2021.

Cow

Class 8507. Cow- Junior-2 years old. Born Mar. 1, 2021- August 31, 2021.

Class 8508. Cow-Senior 2 years old. Born Sept. 1, 2020-Feb. 28, 2021

Class 8509. Cow- Junior 3 years old. Born Mar. 1, 2020-Aug. 31, 2020.

Class 8510. Cow- Senior 3 years old. Born Sept. 1, 2019-Feb. 28, 2020

Class 8511. Cow-4 years old. Born Sept. 1, 2018-Aug. 31, 2019

Class 8512. Cow-5 years old. Born Sept. 1, 2017-Aug. 31, 2018

Class 8513. Cow- Aged- Born before Sept. 1, 2017.

Class 8514. Cow with calf at side: cannot be shown in any other class. Both must be shown at halter

Showmanship

Class 8515. Dairy Cattle Showmanship Junior Division – 7-9 years of age as of January 1, current year

Class 8516. Dairy Cattle Showmanship Intermediate Division – 10-13 years of age as of January 1, current year

Class 8517. Dairy Cattle Showmanship Senior Division – 14 years of age and over as of January 1, current year

Department: 4-H John M. Lewis & Sons Livestock Center

DIVISION

4-H DAIRY GOAT

Superintendents: Ted VanHorn

Livestock/Animal Drop-Off: Wednesday July 26 * 7:00 a.m.

Check-In: Wednesday July 26 * 4:30 p.m.

Livestock/Animal Release: Saturday July 29 * 10:00 p.m.

4-H Dairy Show: Friday, July 28 * 8:00 a.m. - Follows the Beef Show

RULES

1. Read 4-H General Rules & Regulations and 4-H Livestock Rules.
2. Dairy Show will follow the Beef Show, if there are entries made.
3. 4-H'ers **MUST**, to their best abilities, be the caregiver of their livestock/animals but may receive assistance from immediate family members or other current 4-H members eligible to exhibit at the County Fair when necessary.
4. An exhibitor must have the original registration certificates the day of the show. The exhibitor **MUST** be the owner of the animal on the original registration certificates.
5. Only 6 livestock will be tagged per 4-H'er for the County Fair.
6. All Dairy Breeds will be shown together. Superintendents can make the decision to break classes if they feel it is necessary.
7. Every Dairy Goat must be properly fitted for show and be provided with a collar, or a chain. All exhibitors must be neatly and properly dressed, preferably in white, while in the show ring.
8. Show order will be posted in the livestock barn.
9. Dairy:
 - a. A Champion and Reserve Champion will be chosen for all Dairy Goats.
 - b. An Overall Grand Champion and Reserve Grand Champion will be chosen for Dairy Goats
10. Showmanship Ribbons:
 - a. A Champion and Reserve Champion for each age group in showmanship will be chosen.
 - b. An overall Grand Champion and Reserve Grand Champion will be chosen for Dairy Showmanship
11. **THIS DIVISION DOES NOT QUALIFY FOR THE KANSAS STATE FAIR.**

CLASSES

Dairy

- Class 8518. Kids, Born April 1, current year to show date
- Class 8519. Kids Born March 1 to March 31 of current year
- Class 8520. Kids Born Jan. 1 to Feb. 29 of current year
- Class 8521. Kids born Sept. 17 2021 to Dec. 31 2022
- Class 8522. Under 2 year in Milk
- Class 8523. 2 years and under 3 years
- Class 8524. 3 years and under 4 years
- Class 8525. 4 years and under 5 years
- Class 8526. 5 years and over

Showmanship

- Class 8527. Dairy Goat Showmanship Junior Division – 7-9 years of age as of January 1, current year
- Class 8528. Dairy Goat Showmanship Intermediate Division – 10-13 years of age as of January 1, current year
- Class 8529. Dairy Goat Showmanship Senior Division – 14 years of age and over as of January 1, current year

Department: 4-H John M. Lewis & Sons Livestock Center

DIVISION

4-H DOG SHOW

Superintendents: Keri Applequist, Jennifer Applequist & Lois Eye

Monday, July 24 * 6:00 p.m. Following the Community Dog Show

Check-In- 5:30 p.m.

SPECIAL AWARDS:

1st Place Trophies for All Obedience and Showmanship Classes-Sponsored by Larned Veterinary Clinic

2nd Place Medals for All Obedience and Showmanship Classes- Sponsored by Larned Veterinary Clinic

Grand Champion Overall Dog Showmanship- Sponsored by the Dog SPAW

Grand Champion Overall Dog Obedience- Sponsored by Tracy & Lois Eye

RULES

1. Read 4-H General Rules & Regulations.
2. Members are required to train their own dog, except for assistance from 4-H leader(s).
4. Members and their dogs must have attended at least 3 dog project meetings for showmanship/obedience to be allowed to show at the County Fair.
5. 4-H members age 9 and up who have a qualifying county score may enter the Kansas State Fair.
6. The Dog Show will follow rules as listed in the published Kansas 4-H Dog Show Rule Book 4H1120, January 2023 (available at <https://bookstore.ksre.ksu.edu/pubs/4H1120.pdf>).
7. Dogs in season may not be shown (unless special arrangements are made).
8. 4-H Dog Show Immunization Record must be completed for each dog entered. Required vaccinations include: Bordetella, Distemper, Hepatitis, Parvovirus, Parainfluenza, and Rabies. The Rabies vaccination must be administered by a graduate, licensed veterinarian. All vaccinations must be current.
9. **Dogs are not allowed to run at large and will always be kept on a leash except for obedience classes requiring off lead.**
10. Each exhibitor may enter one dog in showmanship. An exhibitor may enter more than one dog in obedience. provided the dogs are entered in different obedience classes.
11. Any dog fouling the ring will receive a white ribbon. Owners should collect all dog waste in plastic bags and put in the dumpster outside.
12. Any abuse of dogs on grounds, or in the ring, will result in disqualification.
13. Baiting dogs at the show is not allowed.
14. A well-fitting collar or leather, chain, or fabric is used for obedience; for showmanship, a show lead that serves as both collar and lead or a fine link chain collar, a "snake" chain, or a fabric slip collar with a narrow, lightweight fabric or leather lead. No spike, pinch, special training collars, or hanging objects from collars are allowed.
15. For time constraints, teams receiving a non-qualifying score may be excused from the ring at the show committee's discretion for long performance times (more than 5 minutes).
16. Score sheets are available at <https://www.kansas4-h.org/projects/animal-science/dog/Kansas%20Dog%20Show%20Rules%20Scoresheets%202021.pdf> or through the Extension Office for showmanship and obedience.

Obedience Class Ribbons will be awarded as such:

Ribbon Groups:	Purple: 190-200 points
	Blue: 170-189.5 points
	Red: 150-169.5 points
	White: 149.5 points or less

Advancement: After receiving two qualifying scores (blue or purple) from two different judges, an obedience level team must advance to the next level at the start of the next 4-H year.

Champion and Reserve Champion for each class will be selected based on points. Overall Grand and Reserve Grand Champion Overall will be selected based on points.

Showmanship Class Ribbons will be awarded as such:

Ribbon Groups:	Purple: 95-100 points
	Blue: 90-94.5 points
	Red: 80-89.5 points
	White: 79.5 points or less

Entries will be judged on fitting of the dog: clean and well brushed, tone and condition of coat, healthy appearance, teeth, toenails, and eyes. Handler will be judged on alertness, grace, and ease, coordination with dog and reaction to dog with straight and even gait and movement of dog. Champion and Reserve Champion will be selected in each class based on points and Grand Champion and Reserve Grand Champion will be selected based on points. A run-off may be necessary if there are two identical scores. (Only one dog per member will be allowed in this competition.)

CLASSES (#- MARKS CLASSES OR 4-Her AGES INELIGIBLE FOR THE KANSAS STATE FAIR)

Showmanship

- # Class 8600. Pre-Junior-7-8 years of age as of January 1, of current 4-H year
- Class 3600. Junior Division- 9-11 years of age as of January 1, of current 4-H year
- Class 3602. Intermediate Division 12-14 years as of January 1 of current 4-H year
- Class 3605. Senior Division 15 & older as of January 1 of current 4-H year

Obedience

- # Class 8601. Sub Novice A – For all first-year members with first year dogs, or experienced handler with first year dog on leash
- # Class 8602. Sub Novice B – For experienced handler with experienced dog – on leash
- # Class 8603. Novice Beginner – For first year member with first year dog – off leash
- Class 3611. Novice – For experienced handler with experienced dog after scoring at least 170 points in Novice A – off leash
- Class 3615. Graduate Novice – For 4-H'ers receiving a blue ribbon or better in Novice under 2 certified judges the previous year
- Class 3620. Open A – For all 4-H'ers and dogs who have qualified from Advanced or Graduate Novice
- Class 3625. Open B – For all 4-H'ers and dogs who have qualified from Open A
- Class 3630. Utility A – For those who qualified in Open B during the previous year
- Class 3635. Utility B – For those who qualified in Utility A during the previous year

Department: 4-H Larned Community Center

DIVISION

4-H ENERGY MANAGEMENT

Superintendents: Jerry Goeckel

Exhibit Check-In & Consultation: Tuesday, July 25 * 8:00 a.m.-1:00 p.m.

Exhibit Release: Saturday, July 29 * 7:00 p.m.-8:00 p.m. OR Sunday, July 30 * 7:00 a.m.-8:00 a.m.

SPECIAL AWARDS:

Grand Champion Electric Exhibit – Sponsored by The Edna & Arthur Strobel Memorial Pawnee County 4-H Foundation.

Reserve Grand Champion Electric Exhibit- Sponsored by The Michael Steffen Memorial-Pawnee County 4-H Foundation.

RULES

1. Read 4-H General Rules & Regulations.
2. 4-Her **MUST** be enrolled in the individual projects of STEM: Electric/Electronics, STEM: Renewable Energy, or STEM: Small Engines to enter in the respective classes
3. No exhibitor may enter one exhibit per class for the projects in which 4-Her is enrolled. Label each article with owner's name, address, name of article, and class.
4. Articles that have been in use should be cleaned for exhibit.
5. A sheet of operation instructions must be furnished for any exhibit that is not self-explanatory.
6. Exhibit should be operational. If battery power is required, batteries must be furnished. Electric/Electronic Projects (Classes 4600, 4601, & 4602) must be operable using only 110- or 120-volt AC or battery power.
7. Any project with a complexity of size or electronics must have:
 - a. Instructions for assembly and use
 - b. Equipment available at the time of the judging for actual testing of the exhibit.
8. No hand dipped solder may be used on exhibits.
9. **CONSULTATIVE JUDGING -All exhibits will be judged at an appointed consultative time. A schedule will be sent to members.** The 4-H'er should be present at the judging but a parent, leader, or other 4-H'er could bring the items if it is impossible for the member to attend. Parents are asked to listen to the judges and allow the member to answer the questions asked by the judge.
10. **All exhibitors at the time of consultation will be given a 10-minute maximum time limit to speak with the judge.**
11. Age divisions: Junior –7-8 years of age and under as of January 1, current year; Senior 9-18-years of age and over as of January 1, current year.
12. Champion and Reserve Champion will be selected in the Junior and Senior Divisions, if justified. Grand Champion and Reserve Grand Champion will be selected, if justified.
13. Superintendent may combine classes at their discretion.

DIVISION: ENERGY MANAGEMENT...Continued

CLASSES- (#- MARKS CLASSES OR AGE INELIGIBILITY FOR THE KANSAS STATE FAIR)

JUNIOR LEVEL- Ages 7-8

Junior STEM: Electrical and Electronics

- # Class 8700. AC Electric -Junior Electric projects with 110 or 120V alternating current (AC) power source. Some project examples are household wiring demonstrations, small appliances, extension cords, trouble lights, indoor or outdoor wiring boards, or shop lights. Projects may be a restoration or original construction. The project must be operational and meet minimum safety standards. AC projects must be 110/120V, no 240V exhibits are allowed, and must be constructed such that the judges have wiring access to examine the quality and safety of workmanship.
- # Class 8701. DC Electric -Junior Electric projects with battery or direct current power source. This class includes electric kits or original projects. This class also includes demonstration DC powered projects. Examples include: wiring two or three way switches, difference between series/parallel lighting circuits or wiring doorbell switches. All DC electric projects must include batteries supplied by 4-H'er. Projects must be constructed such that the judges have access to examine the quality of wiring workmanship.
- # Class 8702. Electronic -Junior Electronic projects with a battery or direct current power source. This class includes electronic kits or original projects. Examples include radios, telephones, toy robots, light meters, security systems, etc. May be constructed using printed circuit board, wire wrap, or breadboard techniques. Include instruction/assembly if from a kit. Include plans if original project. Projects must be constructed such that the judges have access to examine the quality of wiring workmanship.
- # Class 8703. Educational Displays & Exhibits- Junior The purpose of the educational display and exhibit is to educate the viewer about a specific area of the 4-H electrical or electronics project. The display or exhibit should illustrate one basic idea. This class includes any educational displays, exhibits, or science fair type projects with DO NOT have a power source, i.e. exhibits, posters, or displays of wire types, conduit types, electrical safety, tool, or motor parts identification of electrical terminology. Educational displays and exhibits must be legible from a distance of four feet, using a maximum tri-fold size of 3' x 4'.

Junior STEM: Small Engines

RULES

1. All exhibits should involve engines smaller than 20 horsepower for classes 1358-1360.
 2. Displays are limited to 4' wide and 4' deep, both upright and floor displays.
- # Class 8704. Display-Junior Exhibit a display, selecting one of the following options: 1) a display identifying different engine or lawn and garden equipment parts or a display showing the function of the various engine or lawn and garden equipment parts; OR 2) a display identifying and explaining the function(s) of different special tools needed for small engine work; OR 3) a display illustrating and providing the results of any one of experiments that are included in the project books. No complete engines, lawn tractors, tillers, chainsaws are permitted for display. Maximum tri-fold size is 3' x 4'.
 - # Class 8705. Maintenance-Display-Junior: Exhibit a display that illustrates either: 1) Routine maintenance procedures OR 2) Diagnosing and troubleshooting specific problems in an engine. No complete engines, lawn tractors, tillers, chainsaws, etc. are permitted for display, using a maximum tri-fold size of 3' x 4'.
 - # Class 8706. Operation-Display-Junior: Exhibit an operable small engine (no more than 20 HP) overhauled or rebuilt by the member. Include maintenance schedule for the engine and a brief description of steps taken by the member overhauling or rebuilding the engine. Maximum tri-fold size is 3' x 4'. Engine should contain no fuel in tank or carburetor. Alternative ENERGY (A form of energy derived from a natural source, such as the sun, geothermal, wind, tides or waves). All exhibits in this division are limited in size to standard, tri-fold, display boards (36" X 48") and items may not extend beyond 12" from the back board. All displays must be self-standing.

DIVISION: ENERGY MANAGEMENT...Continued

Junior STEM: Alternative (Renewable) Energy

RULES

1. Must be a form of energy derived from a natural source, such as the sun, geothermal, wind, tides, or waves.
2. All exhibits are limited in size to standard, tri-fold, display boards (36" x 48") and items may not extend beyond 12" from the back board.
3. All displays must be self-standing.

Class 8707. **Educational Display-Junior**. Create an exhibit that addresses a focused topic related to power generated from a renewable energy source. The purpose of the exhibit is to inform and create awareness.

Class 8708. **Experiment-Junior** Display an experiment addressing a problem or question related to power generated from a renewable energy source. Include hypothesis, background research, variables, a control, data, findings, conclusions, and recommendations for future study

SENIOR LEVEL- Ages 9-18

Senior STEM: Electrical and Electronics

Class 4600. **AC Electric -Senior**. Electric projects with 110 or 120V alternating current (AC) power source. Some project examples are household wiring demonstrations, small appliances, extension cords, trouble lights, indoor or outdoor wiring boards, or shop lights. Projects may be a restoration or original construction. The project must be operational and meet minimum safety standards. AC projects must be 110/120 V, no 240 V exhibits are allowed, and must be constructed such that the judges have wiring access to examine the quality and safety of workmanship.

Class 4601. **DC Electric- Senior**. Electric projects with battery or direct current power source. This class includes electric kits or original projects. This class also includes demonstration DC powered projects. Examples include: wiring two or three way switches, difference between series/parallel lighting circuits or wiring doorbell switches. All DC electric projects must include batteries supplied by 4-H'er. Projects must be constructed such that the judges have access to examine the quality of wiring workmanship.

Class 4602. **Electronic -Senior**. Electronic projects with a battery or direct current power source. This class includes electronic kits or original projects. Examples include radios, telephones, toy robots, light meters, security systems, etc. May be constructed using printed circuit board, wire wrap, or breadboard techniques. Include instruction/assembly if from a kit. Include plans if original project. Projects must be constructed such that the judges have access to examine the quality of wiring workmanship.

Class 4603. **Educational Displays & Exhibits-Senior**. The purpose of the educational display and exhibit is to educate the viewer about a specific area of the 4-H electrical or electronics project. The display or exhibit should illustrate one basic idea. This class includes any educational displays, exhibits, or science fair type projects with DO NOT have a power source, i.e., exhibits, posters, or displays of wire types, conduit types, electrical safety, tool, or motor parts identification of electrical terminology. Educational displays and exhibits must be legible from a distance of four feet, using a maximum tri-fold size of 3' x 4'.

DIVISION: ENERGY MANAGEMENT...Continued

Senior STEM: Small Engines

RULES

1. All exhibits should involve engines smaller than 20 horsepower for classes -4610-4612.
2. Displays are limited to 4' wide and 4' deep, both upright and floor displays.
3. Engine should contain no fuel in tank or carburetor.

- Class 4610. **Display-Senior** Exhibit a display, selecting one of the following options: 1) a display identifying different engine or lawn and garden equipment parts or a display showing the function of the various engine or lawn and garden equipment parts; OR 2) a display identifying and explaining the function(s) of different special tools needed for small engine work; OR 3) a display illustrating and providing the results of any one of experiments that are included in the project books. No complete engines, lawn tractors, tillers, chainsaws are permitted for display. Maximum tri-fold size is 3' x 4'.
- Class 4611. **Maintenance-Display-Senior**: Exhibit a display that illustrates either: 1) Routine maintenance procedures OR 2) Diagnosing and troubleshooting specific problems in an engine. No complete engines, lawn tractors, tillers, chainsaws, etc. are permitted for display, using a maximum tri-fold size of 3' x 4'.
- Class 4612. **Operation-Display-Senior**: Exhibit an operable small engine (no more than 20 HP) overhauled or rebuilt by the member. Include maintenance schedule for the engine and a brief description of steps taken by the member overhauling or rebuilding the engine. Maximum tri-fold size is 3' x 4'. Engine should contain no fuel in tank or carburetor. Alternative ENERGY (A form of energy derived from a natural source, such as the sun, geothermal, wind, tides or waves). All exhibits in this division are limited in size to standard, tri-fold, display boards (36" X 48") and items may not extend beyond 12" from the back board. All displays must be self-standing.

Senior STEM: Alternative (Renewable) Energy

RULES

1. Must be a form of energy derived from a natural source, such as the sun, geothermal, wind, tides, or waves.
 2. All exhibits are limited in size to standard, tri-fold, display boards (36" x 48") and items may not extend beyond 12" from the back board.
 3. All displays must be self-standing.
- Class 4620. **Educational Display- Senior** - Create an exhibit that addresses a focused topic related to power generated from a renewable energy source. The purpose of the exhibit is to inform and create awareness.
- Class 4621. **Experiment-Senior**- Display an experiment addressing a problem or question related to power generated from a renewable energy source. Include hypothesis, background research, variables, a control, data, findings, conclusions and 17 recommendations for future study

Department: 4-H Larned Community Center

DIVISION

4-H ENTOMOLOGY

Superintendent: Cathy Nord

Exhibit Check-In & Consultation: Tuesday, July 25 * 8:00 a.m.-1:00 p.m.

Exhibit Release: Saturday, July 29 * 7:00 p.m.-8:00 p.m. OR Sunday, July 30 * 7:00 a.m.-8:00 a.m.

SPECIAL AWARDS:

Grand Champion Entomology Exhibit- Sponsored by The C.M. Phinney Memorial- Pawnee County 4-H Foundation

Reserve Grand Champion Entomology Exhibit- Sponsored by Kellie Honey Farms

Grand Champion Collection Notebook- Sponsored by Kellie Honey Farms

GENERAL RULE:

1. Read 4-H General Rules & Regulations.
2. Each 4-Her may exhibit only one entry per class.
3. **CONSULTATIVE JUDGING** -All will be judged at an appointed consultative time. A schedule will be sent to members. The 4-H'er should be present at the judging but a parent, leader, or other 4-H'er could bring the items if it is impossible for the member to attend. Parents are asked to **listen** to the judges and allow the member to answer the questions asked by the judge.
4. **4-Hers will be given a maximum of 10 minutes for all exhibits for consultative judging.**
5. A 4-Her enrolled in the Entomology Project may exhibit in the ENTOMOLOGY COLLECTION, ENTOMOLOGY NOTEBOOK and/or EDUCATIONAL DISPLAY categories.
6. 4-H members who have been previously exhibited in Notebooks or Educational displays, need to start with the Beginning Phase of Entomology Collections, not the introductory phase.

INSECT COLLECTION RULES:

1. All entries should be submitted in an 18 x 24 x 3.5-inch wooden display box with a clear plastic top (such as Plexiglas). Boxes can be handmade or purchased as long as they are of the correct size.
Copies of Guidelines for Collection and Exhibiting available upon request from the Pawnee County Extension Office or at the following link: <https://www.kansas4-h.org/projects/agriculture-and-natural-resources/entomology/docs/Guidelines%20for%20Collecting%20and%20Exhibiting%202022.pdf>
2. 4-Hers may choose to use one of two taxonomies:
 - Option A: As printed in "Insects in Kansas" book, or
 - Option B: As printed on the "Insects in Kansas Book: 2016 Revised Taxonomy," which follows www.bugguide.net.
3. Each exhibitor is required to identify each box with two identification labels bearing Exhibitor's name, county or district, the collection class 4-H'er is enrolled in and statement of taxonomy used. One label goes in the upper left corner of the box (inside) and the other on the lower right corner of the box (outside). Arrange specimens in the box so the box can be displayed lengthwise.
4. The number of orders, specimens (and families where required) must be included on both of the exhibitor's box identification labels. Only one adult insect per species can be used in the Collection Boxes and Notebook Classes, unless labeled as male or female and correctly identified.
5. Arrange specimens in groups or rows parallel to the short sides of the box. Specimens are to be arranged by Order in the box, then Family where required.
6. Two labels should be centered on the pin beneath each specimen. First (closest to the specimen) is the common name label and the second label should include date/locality. Full county name and state abbreviation should be on the second label. Collector's name (or host) on the date/locality label is optional.
7. The specimens should be collected by the exhibitor and should focus on Kansas insects. Insects may be collected from one county into bordering states and labeled accordingly. Please refer to "Entomology Collection Exhibit Resource" for full details on out-of-state insects in collections.

DIVISION: 4-H ENTOMOLOGY... Continued

8. Only specimens of the class Insecta should be included.
9. Purchased insects are not to be exhibited in collections, but they may be used in educational displays.
10. Specimens of soft bodied insects such as aphids, lice, termites, etc. should be exhibited in alcohol filled vials; however, the use of alcohol filled vials should be limited to only those specimens that lose their shape when pinned, since the vials pose a significant hazard to the rest of the collection if they become loose in transit.
11. Any major violation of rules will result in the exhibit being dropped one ribbon placing. Examples would include, but are not limited to: incorrect display box size, missing paper work, feet on display boxes, no special project in notebooks, etc.

NOTEBOOK RULES

1. Individual entries are to be placed for display in a three-ring notebook for competition.
2. 4-H'ers who have been previously enrolled in or are currently enrolled in the other phases of the Entomology project need to start with the Beginning Phase of Entomology Notebooks, not the introductory phase.
3. Each exhibitor is required to identify the notebook by placing a Title Page in the front of the notebook bearing the exhibitors name, county or district and class 4-H'er is enrolled in and statement of taxonomy used:
 - *Option A: "Insects in Kansas" book. Or
 - *Option B: "Insects in Kansas book: 2016 Revised Taxonomy," which follows www.bugguide.net.The number of orders, specimens and families (required in intermediate and Advanced classes) must also be included on the Title Page.
4. Specimen pages should be grouped according to order and should include one page per species. If more than one insect is in the photo, an arrow to indicate identified insect should be used.
5. Date, common name, full county name and state abbreviation should be included for each species. Collector's name on the specimen page is optional.
6. Specimen pages should have two different views of the insect if possible. If pictures are taken on different dates/locations, include information for both.
7. A statement describing the habit where found/host plant may be included and is encouraged and will be worth a bonus 10 points total, not per page. For Intermediate and Advanced notebooks, this is strongly encouraged.
8. A divider page is to be placed in front of each order of insects with the order name printed on the tab for the page as well on the front of the divider page.
9. For the Intermediate and Advanced classes, insects are also to be grouped by family behind each order divider.
10. If the exhibitor has been in the same class for more than one year, a separate sheet of paper needs to be added stating how many years the exhibitor has been in this class of the project and what the exhibitor did this year to improve their notebook. Place the paper just behind the Title Page in the front of the notebook.
11. A special project must be completed each year and included in the notebook. See project guideline materials for specifications.

EDUCATIONAL DISPLAY RULES

1. Share with others what you learned in this project. Exhibit any activity or learning experience related to the field of entomology or the Teaming with Insects curriculum that does not fit into Entomology Collection or Notebook classes above.
2. Follow copyright laws as explained in the General Rules.
3. The exhibit may be, but isn't limited to, original works, digital presentations, (must provide printed hardcopy for exhibit purposes for duration of fair), programs, websites, games, apps, display box, notebook, display, or poster which you have made.
4. If the exhibit is a wooden display box, it must be 18 X 24X 3.5 inches with a clear plastic top (such as Plexiglas) and displayed horizontally. If the exhibit is a poster, it must not be larger than 22" X 28". If the exhibit is a display, maximum size is not to exceed a standard commercial 3' X 4' tri-fold display board.
5. Name and county/district must clearly be marked on educational exhibits.

DIVISION: 4-H ENTOMOLOGY... Continued

CLASSES (#- MARKS CLASSES OR 4-Her AGES INELIGIBLE FOR THE KANSAS STATE FAIR)

Introductory

- Class 8800. Introductory Collection – At least 6 orders of 15 to 30 insects displayed. These collections are to be exhibited in small cardboard or plastic boxes. (One or two boxes with a total display area no more than 130 square inches.) Or you may use one standard display box, if you choose to do so. Boxes can be homemade by placing a layer of polystyrene foam in the bottom of a shoebox, school box, or storage container; or can be purchased from a biological supply company. For the exhibit, the boxes should be covered with a piece of plastic wrap or acrylic glass taped across the top of the box.
- Class 8801. Introductory Educational Exhibit- Class for individuals that are exhibiting for the first time. If only exhibiting in this category, then ages 7-8. Follow the general rules listed for the Educational Displays.

Beginning

- Class 4900. Beginning I Entomology Collection – Display in one standard box a minimum of 50 and a maximum of 125 specimens representing at least 7 orders. Follow the guidelines listed for Collections. Members can exhibit in this class a maximum of 3 years or until they receive a purple ribbon at the Kansas State Fair, whichever comes first and then they are moved up a division.
- Class 4901. Beginning II Entomology Collection – Display in one standard box a minimum of 75 and a maximum of 150 species representing at least 9 orders. Follow the general guidelines listed for Collections. Members can exhibit in this class a maximum of 3 years or until they receive a purple ribbon at the Kansas State Fair, whichever comes first and then they are moved up a division.
- Class 4902. Beginning Educational Exhibit – Class for individuals that are exhibiting in the Beginning I and II Collection or Beginning Notebook classes. If only exhibiting in this category, then ages 9-12. Follow the general rules listed for the Educational Displays.

Intermediate

- Class 4903. Intermediate Entomology Collection – Display a minimum of 100 and a maximum of 300 species representing at least 10 orders. Two standard boxes can be used. Follow the general guidelines listed for Collections. In addition, family identification is required for all insects in any two of the following six orders: (only two will be counted for judging)
- a. "Insects in Kansas" book – *Orthoptera, Hemiptera, Homoptera, Coleoptera, Hymenoptera, and/or Diptera*
- OR**
- b. "Insects in Kansas Book: 2016 Revised Taxonomy", which follows www.bugguide.net – *Odanata, Orthoptera, Hemiptera, Coleoptera, Hymenoptera, and/or Diptera*.
- On a piece of paper list what you did to improve your collection during the current year. Members can exhibit in this class a maximum of 3 years. A 4-H'er will move up if they receive a purple ribbon at the Kansas State Fair.
- Class 4904. Intermediate Educational Exhibit – Class for individuals that are exhibiting in the Intermediate Collection or Intermediate Notebook classes. If only exhibiting in this category, ages 11-14. Follow the general rules for Educational Displays.

Advanced

- Class 4905. Advanced Entomology Collection – Display a minimum of 150 and a maximum of 450 species representing at least 12 orders. Three standard boxes can be used. Follow the general guidelines listed for Collections. Family identification is required for all insects belonging to the six basic orders as outlined under the intermediate phase. Only families in the above six orders will be counted for judging. Family identification of insects in the remaining orders is optional, but desirable if accuracy is maintained. On a piece of paper, list what you did to improve your collection during the current year. Examples: what insects did you add or replace; what orders and/or families you added; what Leadership you provided in this project; and/or what insects you have studied. Attach paper to the back of one of the display boxes. Members may continue to exhibit in this class at the Kansas State Fair for an unrestricted number of years as long as they remain eligible for 4-H membership.
- Class 4906. Advanced Educational Display – Class for individuals that are exhibiting in the Advanced Collection or Advanced Notebook classes. If only exhibiting in this category, then ages 13 or older. Follow the general rules listed for the Educational Displays.

Notebooks

- Class 4907. Introductory Entomology Collection Notebook – Display a minimum of 10 and a maximum of 30 insect species representing at least 6 different orders. Follow the general guidelines listed for Notebooks, including the Special project. A 4-H member must be of minimum age to compete at the Kansas State Fair. A 4-H member may exhibit in this class for a maximum of two years.
- Class 4908. Beginning Entomology Collection Notebook – Display a minimum of 20 and a maximum of 60 insect species representing at least 7 different orders. Follow the general guidelines listed for all Notebooks, including the Special project. Members can exhibit in this class for a maximum of 3 years or until they receive a purple ribbon at the Kansas State Fair.
- Class 4909. Intermediate Collection Notebook – Display a minimum of 60 and a maximum of 100 species representing at least 9 orders. Follow the general guidelines listed for Notebooks, including the Special project. In addition, family identification is required for all insects in any two of the following orders: (only two will be counted for judging)
- “Insects in Kansas” book - *Orthoptera, Hemiptera, Homoptera, Coleoptera, Hymenoptera*, and/or *Diptera*, OR
 - “Insects in Kansas Book: 2016 Revised Taxonomy” which follows www.bugguide.net - *Odonata, Orthoptera, Hemiptera, Coleoptera, Hymenoptera*, and/or *Diptera*
- Members can exhibit in this class a maximum of 3 years. A 4-H'er may move up if they receive a purple ribbon.
- Class 4910. Advanced Entomology Notebook- Display a minimum of 100 and a maximum of 200 species representing at least 12 orders. Follow the general rules listed for Notebooks, including the Special project. Follow the general guidelines listed for Notebooks. Family identification is required for all insects belonging to the six basic orders as outlined under the Intermediate phase. Only families in the above six orders will be counted for judging. Family identification of insects in the remaining orders is optional, but desirable as long as accuracy is maintained. Members may continue to exhibit in this class for an unrestricted number of years as long as they remain eligible for 4-H membership.

Group Educational Exhibit

Group educational exhibits will be displayed in the Community Center next to the 4-H Entomology Collections. Exhibit space will be limited to no more than ½ of one table. You may be asked to bring a table for your exhibit, which may not be larger than a standard square card table. Group exhibit is subject to all 4-H General Rules & Regulations, including check-in and check-out times. Display may include, but is not limited to, one standard entomology display box or a science fair display board or both. Items used in the display should be safe and non-toxic to children. **No chemicals or glass containers allowed.** Group exhibit is to be identified with an entry card containing: name of group, contact persons name, address, phone number, county, and class number. Exhibit will be judged on educational content, accuracy of information, neatness, visual impact, and creativity of display.

Class 8802. Group Educational Exhibit.

Department: 4-H Larned Community Center

DIVISION

4-H FASHION REVUE

Host Club: Western Wranglers

Fashion Style Revue Judging: Tuesday, July 18, 2023 * 9:30 a.m.

Public Fashion Style Revue: Tuesday, July 18, 2023 * 6:30 p.m.

Exhibit Check-In: Tuesday, July 25 * 8:00 a.m.-1:00 p.m.

Exhibit Release: Saturday, July 29 * 7:00 p.m.-8:00 p.m. OR Sunday, July 30 * 7:00 a.m.-8:00 a.m.

SPECIAL AWARDS:

Grand Champion Constructed Fashion Revue- Sponsored by The Natile Thompson-Clizer Memorial-Pawnee County 4-H Foundation.

Reserve Grand Champion Constructed Fashion Revue- Sponsored by the Martha Zecha Memorial-Pawnee County 4-H Foundation.

Grand Champion Girls Buymanship Fashion Revue- Sponsored by The Alice Schultz Memorial-Pawnee County 4-H Foundation

Reserve Grand Champion Girls Buymanship Fashion Revue- Sponsored by MidAmerican Credit Union

Grand Champion Boys Buymanship Fashion Revue- Sponsored by MidAmerican Credit Union,

Reserve Grand Champion Boys Buymanship Fashion Revue-Sponsored by MidAmerican Credit Union

RULES

1. Read 4-H General Rules & Regulations.
2. All 4-H'ers wanting to enter the Fashion Style Revue must be enrolled in their respective clothing project. (Clothing and Textiles: Clothing Buymanship)
3. Each 4-H'er may **not** exceed 3 total garments in the Fashion Style Revue Division, no more than 2 outfits from each class.
4. **Completed entry forms and scripts for the Fashion Style Revue must be in the Extension Office no later than July 11. There will be absolutely NO exceptions. Scripts should be 4-6 sentences in length. Write exactly as you want it read during the public style revue. Required Descriptors in Script: Name. Other Example Descriptors to be included but not limited to: Fabric, colors, patterns, where you will wear the outfit, what you like best about the outfit, hobbies where outfit may be worn, etc. (Entry Forms are available at the Extension Office or may be completed using FairEntry)**
5. Only those participating in the Public Fashion Style Revue (Tuesday July 18, 6:30 p.m.) will receive their ribbons. Exceptions can be made if a request is made to the Fashion Revue Committee **prior** to the Fashion Revue Judging. Garments modeled in construction phase must be judged in Clothing construction consultative judging.
6. All garments, both purchased and constructed, must be Checked-In on Tuesday July 25 11:00 p.m. -12:30 p.m. and exhibited at the Fair. If they are not exhibited, they will not receive premium money.
7. Exhibitors will be divided up into Junior Division (7-9 years), Intermediate Division (10-13 years), and Senior Division (14 years and over). These ages are based on January 1 of the current year. Please make sure to enter in the class appropriate to the Exhibitor's age.
8. **Constructed Champion:** If justified, Champion and Reserve Champion will be selected from each age group. Grand Champion and Reserve Grand Champion will be selected. The Grand Champion will represent Pawnee County at the Kansas State Fair, if they meet the age requirements.
9. **Purchased Champion:** If justified, Champion and Reserve Champion will be selected from each age group. Grand Champion and Reserve Grand Champion will be selected. The Grand Champion will represent Pawnee County at the Kansas State Fair, if they meet the age requirements.
10. **Knitted or Crocheted Champion:** If justified, Champion and Reserve Champion will be selected.
11. Definitions:
 - a. Dress & Formal Wear – nice dresses, suits, slacks, dress sweater, etc.
 - b. Casual & Western Wear – sport shirts, shorts, sweaters, skirts, blouses, etc.
 - c. Sport & Play Wear – walking shorts, shorts, sweats, jogging suits, athletic wear, etc.

DIVISION: FASHION REVUE...Continued

CLASSES (#- MARKS CLASSES OR 4-Her AGES INELIGIBLE FOR THE KANSAS STATE FAIR)

Constructed Garment Revue

Everything which is commonly considered an outer garment must be constructed by the 4-H'er (vest, jacket, dress, skirt, pants, coat, etc.). A sweater, blouse, or shirt that is not worn as an outer garment can be purchased or made.

Other

Class 8900. a garment or outfit made by the 4-H'er for a younger child

Junior

Class 8901. Junior- a garment or outfit- Construction presentation for 4-H members enrolled in Clothing & Textile Project

Intermediate

Class 8902. Intermediate- a garment or outfit- Construction presentation for 4-H members enrolled in Clothing & Textile Project

Senior

Class 6000. Construction presentation for 4-H members enrolled in Clothing & Textile Project

Purchased Garment Revue

Majority of outfit must be purchased (not borrowed) and modeled by the 4-Her. Everything which is commonly considered an outer garment must be purchased by the 4-Her.

Girls Junior-Ages 7-9

Class 8903. Junior Girls Buymanship – Dress & Formal Wear

Class 8904. Junior Girls Buymanship – Casual & Western Wear

Class 8905. Junior Girls Buymanship – Sport & Play Wear

Class 8906. Junior Girls Buymanship – Thrift Store Wear

Girls Intermediate- Ages 10-13

Class 8907. Intermediate Girls Buymanship – Dress & Formal Wear

Class 8908. Intermediate Girls Buymanship – Casual & Western Wear

Class 8909. Intermediate Girls Buymanship – Sport & Play Wear

Class 8910. Intermediate Girls Buymanship – Thrift Store Wear

Girls Senior- Ages 14 & up

Class 8911. Senior Girls Buymanship – Dress & Formal Wear

Class 8912. Senior Girls Buymanship – Casual & Western Wear

Class 8913. Senior Girls Buymanship – Sport & Play Wear

Class 8914. Senior Girls Buymanship – Thrift Store Wear

Boys Junior- Ages 7-9

Class 8915. Junior Boys Buymanship – Dress & Formal Wear

Class 8916. Junior Boys Buymanship – Casual & Western Wear

Class 8917. Junior Boys Buymanship – Sport & Play Wear

Class 8918. Junior Boys Buymanship – Thrift Store Wear

Boys Intermediate- Ages 10-13

Class 8919. Intermediate Boys Buymanship – Dress & Formal Wear

Class 8920. Intermediate Boys Buymanship – Casual & Western Wear

Class 8921. Intermediate Boys Buymanship – Sport & Play Wear

Class 8922. Intermediate Boys Buymanship – Thrift Store Wear

Boys Senior- Ages 14 & up

Class 8923. Senior Boys Buymanship – Dress & Formal Wear

Class 8924. Senior Boys Buymanship – Casual & Western Wear

Class 8925. Senior Boys Buymanship – Sport & Play Wear

Class 8926. Senior Boys Buymanship – Thrift Store Wear

Knitted or Crocheted Garment Revue

Class 8927. Garment crocheted or knitted by the 4-H'er

Department: 4-H Larned Community Center

DIVISION

4-H FIBER ARTS

Superintendents: Jan Reinhardt

Assistant: Janie Tupper

Exhibit Check-In & Consultation: Tuesday, July 25 * 8:00 a.m.-1:00 p.m.

Exhibit Release: Saturday, July 29 * 7:00 p.m.-8:00 p.m. OR Sunday, July 30 * 7:00 a.m.-8:00 a.m.

SPECIAL AWARD:

Grand Champion Fiber Arts- Sponsored by The Quilting Bees Creative Ideas

RULES

1. Read 4-H General Rules & Regulations.
2. Fiber Arts is defined as any method of creating a unique design with fiber, fabric, or yarn. This may include: making fabric (such as weaving, crochet, knitting, or needlepoint); or when existing fabric is changed into something quite different (such as quilting, embroidery, or ethnic art). Ethnic Fiber Arts should use fiber, yarn, or fabric to create the design exhibit. **Non-textile (examples include wood, reed, straw, grass, etc.) baskets/pieces should be entered in the Visual Arts Division.**
3. Identification Label:
 - a. Type or print on a 3" x 2 ½" piece of cloth: class number, county and exhibitor's name.
 - b. Sew or safety pin this ID label on the corner of flat articles.
 - c. For garments, attach ID label to the front left shoulder seam, or left side of waistband, as if you were wearing the garments.
4. 4-H'er may enter two exhibits per class for up to a total of **SIX** Fiber Arts exhibits for entire division.
5. **CONSULTATIVE JUDGING** -All exhibits in the foods division will be judged at an appointed consultative time. A schedule will be sent to members. The 4-H'er should be present at the judging but a parent, leader, or other 4-H'er could bring the items if it is impossible for the member to attend. Parents are asked to **listen** to the judges and allow the member to answer the questions asked by the judge.
6. **4-Her's will be given a maximum of 10 minutes for consultative judging for all entries.**
7. Exhibitors are expected to enter in the classes that are in the projects in which they are enrolled (Fiber Arts: Crochet, Fiber Arts: Ethnic Arts, Fiber Arts: Knitting, Fiber Arts: Macrame, Fiber Arts: Needle Arts, Fiber Arts: Patchwork & Quilting, Fiber Arts: Rugmaking, Fiber Arts: Spinning)
8. When articles are normally worn as a pair, both articles must be shown together. Fasten Articles together as best as possible with yarn, pins, safety pins etc.
9. Special consideration will be given to articles which are original designs. Such articles should have a note 4"x6" note attached explaining the original design.
10. The exhibitor should attach an index card, no larger than 4" x 6" to give the judge any information on what parts of the exhibit they made, processes used, or other information which the exhibitor thinks would be helpful to the judge. For all items, please indicate if the item was made from a kit. For all items, please indicate fiber content, and specifically, if they are made of at least 90% wool. For quilted items indicate who did the quilting and binding.
11. When the exhibit is a sewn garment that also includes one or more Fiber Art techniques (i.e., knitting, crochet, needle arts, or patchwork and quilting), the determination of what division (Clothing or Fiber Arts) and class in which to enter will be left with the 4-H participant.
12. All exhibits which need to be hung, **MUST** have the appropriate saw tooth hanger, rod, wire or other mechanism attached in order to be properly displayed. If necessary, hardware is not attached, it may not be displayed.
13. All articles/garments must be finished for use.
14. **There are no age-specific classes in Fiber Arts.**

DIVISION: 4-H FIBER ARTS

CLASSES (#- MARKS CLASSES OR 4-HER AGES INELIGIBLE FOR THE KANSAS STATE FAIR)

- # Class 9000. Yarn/Thread- An Article made with yarn or thread (ex: refrigerator magnet, needle case, woven belt, or yarn-covered hanger)
- Class 4111. Crochet, an article. Including felted items. (See 9 in Rules above)
- Class 4112. Knitting, an article made by hand or by knitting machine including felted items. (See 9 in Rules above)
- Class 4113. Needle Arts, an article created by hand using any of the following techniques:
- a) Embroidery and cross-stitch
 - b) Needlepoint
 - c) Candle wicking
 - d) Crewel
 - e) Lacework
 - f) Applique
- Class 4114. Patchwork or Quilted article-It is acceptable practices for the exhibitor to create the patchwork or quilted article and have someone else quilt it (See 9 in the rules above)
- Class 4115. Rug Making, a rug created by using any of the following techniques: braiding, latch hook, tying, floor cloth etc. The finished product should be an item that would be an item used in the home.
- Class 4116. Spinning, a skein – minimum 10 yards in length
- Class 4117. Weaving, a woven article (See 9 in Rules above)
- Class 4118. Ethnic Arts, an article: This is defined as a Fiber Art/Textile technique that is associated with a specific country or culture. It is a practical skill that was developed to provide basic family needs such as apparel, home furnishings or decorations. It is also defined as a method that has been maintained throughout history and passed on to others, often by observation and by example, such as batik, Swedish huck towel weaving, mud cloth, bobbin weaving, tatting, felted items that are not knitted or crocheted, etc. Members should attach information on the history of the ethnic fiber art, where it was used, by whom, how it was used, short description of the technique, etc. (See 9 in Rules above)
- Class 4119. Macramé, an article
- Class 4120. Fiber Arts Educational Notebook - Share with others what you learned in this project about a particular Fiber Art. Exhibits should be in the form of a notebook or binder. The notebook should include a narrative section describing the Fiber Art. It should include a clear description of the project, technique, budget, supplies, goals, accomplishments, successes, failures, and future plans. It may include samples of techniques, how-to's, photographs of completed projects, or other ways of educating others about Fiber Arts. NOTE: A collection of brochures, web pages, patterns, record book forms, etc., does not constitute an educational notebook. See the copyright laws section under "General Fair Information." Name, county, and Fiber Art covered must be clearly marked in the notebook.

Department: 4-H J.A, Haas Exhibit Building
DIVISION
4-H FLEECE WOOL COMPETITION

Superintendent: Sabrina Lange
Thursday July 27 * 8:00 a.m. - Follows Goat Show

RULES

1. Must be enrolled in the 4-H Sheep project.
2. NO EXHIBITOR MAY MAKE MORE THAN TWO ENTRIES.
3. When entering, exhibitors are requested to indicate the breed or cross of the sheep from which the fleeces were shorn. (Please write the breed on your entry card when you receive it.)
4. Only fleeces in the grease, are eligible for competition. Manufacturers and dealers are not eligible to compete.
5. Fleeces must have been shorn from sheep owned by exhibitor during the current year.
6. Fleece length must be a minimum of 2 inches.
7. Fleeces must be fresh from the current 4-H year.
8. All fleeces will be classified into their proper classes before the judging commences.
9. Fleeces may be opened at the time of judging at the judge's discretion.
10. All fleeces will be released from the exhibit commencing Sunday, July 25th @ 7:00am.
11. A Champion and Reserve Champion will be selected from EACH white wool and naturally coloured wool class.
12. An Overall White Wool Class Champion and Reserve Champion and an Overall Naturally Coloured Wool Champion and Reserve Champion will be chosen from the White Wool and Naturally Coloured Wool classes.
13. The Grand Champion Fleece Wool Competition winner and Grand Reserve Champion Fleece Wool Competition winner will be selected from the Champion Overall White Wool Champion and Reserve Champion Overall Naturally Coloured Wool Champion.
14. **NO KANSAS STATE FAIR CLASSES FOR THIS DIVISION.**

CLASSES

White Wool

- Class 9100. White Wool- Fine e.g. Merino, Rambouillet, Targhee
- Class 9102. White Wool- Medium Fine e.g. Corriedale, Columbia, Finn
- Class 9103. White Wool- Medium Longwool e.g. Leicester, Romney Borderdale
- Class 9104. White Wool- Strong Longwool e.g. Lincoln, Cotswold
- Class 9105. White Wool- Down Type e.g. Dorset, Suffolk, N.C., Chevoit

Naturally Coloured Wool

- Class 9106. Naturally Coloured Wool- Fine e.g. Merino, Rambouillet, Targhee
- Class 9107. Naturally Coloured Wool- Medium Fine e.g. Carriedale, Columbia, Finn
- Class 9108. Naturally Coloured Wool- Medium Longwool e.g. Leicester, Romney, Borderdale
- Class 9109. Naturally Coloured Wool- Strong Longwool e.g. Lincoln, Cotswold
- Class 9110. Naturally Coloured Wool- Down Type e.g. Dorset, Suffolk, N.C. Cheviot Texel

Department: 4-H J.A. Haas Building

DIVISION

4-H FOOD - NUTRITION

Superintendent: Andrea Deckert

Assistants

Jennifer McNett, Ella McNett, Emma McNett

Beth Pinkston, Jaidyn Pinkston, Keirstin Pinkston, Leah Pinkston

Exhibit Check-In & Consultation: Wednesday, July 26 * 8:00 a.m.-1:00 p.m.

Exhibit Release: Saturday, July 29 * 7:00 p.m.-8:00 p.m. OR Sunday, July 30 * 7:00 a.m.-8:00 a.m.

SPECIAL AWARDS:

Best Drop Cookie Award- Sponsored by the Ada Lee Deege Stedman Memorial - Pawnee County 4-H Foundation.

Grand Champion Food-Nutrition-Sponsored by Karlee Vosburgh

Reserve Grand Champion Food-Nutrition -Sponsored by the Beverly Steffen Memorial-Pawnee County 4-H Foundation.

Champion 4-H Pie (The pie must be a fruit or cream pie with a homemade pastry crust). - Sponsored by the Joan Strobel Memorial-Pawnee County 4-H Foundation

Best Yeast Bread (no bread machine used)-Sponsored by The Hilda Hagerman Memorial Pawnee County 4-H Foundation.

Reserve Champion Yeast Bread (no Bread Machine Used)-Sponsored by the Stafford County Flour Mill

Best Angel Food or Chiffon Cake- Sponsored by the Mary Ann Fox Tammen Memorial Pawnee County 4-H Foundation.

Champion Foods Level I, II, III, & IV- Sponsored by the Beverly Steffen Memorial Pawnee County 4-H Foundation.

Reserve Champion Foods Level I, II, III, & IV- Sponsored by the Alma Frick Memorial- Pawnee County 4-H Foundation

Champion Junior Specialty Foods- Sponsored by the Lessard Family

Champion Senior Specialty Foods- Sponsored by the Lessard Family

RULES

1. Read 4-H General Rules & Regulations.
2. 4-Hers will enter the classes based on their 4-H Age as of January 1, 2023.
3. **10 TOTAL** exhibits may be entered across **ALL** Foods & Nutrition classes (Levels I, II, III, IV, Other Baked Foods, Additional Foods Exhibits & Food Preservation). A list of suggested foods to exhibit under each class is available in the Extension Office.
4. **CONSULTATIVE JUDGING** -All exhibits in the foods division will be judged at an appointed consultative time. A schedule will be sent to members. The 4-H'er should be present at the judging but a parent, leader, or other 4-H'er could bring the items if it is impossible for the member to attend. Parents are asked to **listen** to the judges and allow the member to answer the questions asked by the judge.
5. **A maximum of 15 minutes will be given for all exhibits for consultative judging.**
6. **ALL EXHIBITS ARE REQUIRED TO HAVE A RECIPE.** Complete recipes with ingredients and instructions must be attached with the entry. A ribbon placing will be docked if the recipe is not included. Recipe should be attached to the outside of the exhibit. Do NOT wrap the recipe in plastic. Recipes in the "Foods and Nutrition Notebook" are guidelines. Similar recipes may be used, but should be age appropriate for the member.
7. Non-perishable baked items are foods that do not require refrigeration.
8. Perishable Foods For Food Safety Purposes: any food with custard or dairy-based fillings or frostings (ex: cream cheese), raw eggs, flavored oils, "canned" bread or cakes in a jar, cut fresh fruit, or any food requiring refrigeration (ex: bacon) will be disqualified and not be judged in this class. Refer to K-State Research and Extension publication. 4-H488, Judge's Guide for Food and Nutrition Exhibits, <https://bookstore.ksre.ksu.edu/pubs/4H488>, Judge's Guide for Food and Nutrition Exhibits, pdf, and MF3544, Food Safety for Frostings and Fillings <https://bookstore.ksre.ksu.edu/pubs/MF3544.pdf> for information to help you make informed, safe food exhibit decisions.
9. Alcohol (ex. wine, beer, and hard liquor) is not allowed as an ingredient in food entries. Entries with alcohol will be disqualified and will not be judged.
10. Any baked product that can be removed from the pan should be placed on a white paper plate or on a foil-covered

cardboard which has been cut to fit the size of the product. Place in a clear plastic bag. Do not wrap in plastic wrap. Pies should be in disposable 8" or 9" aluminum pans.

11. Exhibits should be in food grade plastic bags, disposable plastic containers, or boxes of appropriate size for the exhibit. Only the Exhibit is judged. The container is not judged.
12. Attach a label to the bottom of the plate or cardboard covered in foil. All exhibits are to be labeled with a food label sticker available at the Pawnee County Extension Office or labeled with your own label with the following information: Name, County, District, Class Number, and Food Products Name. Labels should be placed on the bottom of the plate or cardboard.
13. Under baked entries will be lowered one or more ribbon placings.
14. All baked goods must be left whole and uncut. Small items, such as cookies and rolls should be the same size and shape and from the same recipe. Exhibit 3 cookies, 3 muffins, 3 bread sticks, 1 loaf of bread etc.
15. All unfrosted cakes (angel, chiffon, etc.) should be exhibited in upright position with top crust showing. The exception is for cakes made with special designs, such as Bundt cakes, should have top crust down.
16. Foods in the perishable foods class will be sent home after the judging. It is the responsibility of the foods member to keep the temperatures of the food exhibit at the correct, safe temperature while transporting the food and until judging takes place.
17. Size of food exhibits:
 - a. Exhibit 3 on a plate: cookies, rolls, muffins, biscuits, pretzels, or other small items. Should be the same identical shape and size, and from the same recipe.
 - b. Exhibit whole product, uncut: quick bread loaf, specialty bread, cakes, pies, coffee cakes, cobblers, or other large items.
 - c. Exhibit 1 cup of: snack mix, trail mix, granola, etc.
17. Educational Exhibits: Exhibits may be in the form of a poster, notebook or display. Follow Copyright laws found in the General rules as you prepare your exhibit. Take care to select materials that will withstand County/State Fair conditions. No card table displays are allowed. IF the exhibit is a poster, it must not be larger than 22" x28". Displays are not to exceed a standard commercial 3' x 4' tri-fold board. Name and county or district must be clearly marked on educational exhibits. Note: A collection of your favorite recipes in a recipe box or notebook does not constitute an educational exhibit.
18. All non-perishable food items will become the property of 4-H Council and will be sold at the food sale on Thursday morning. Pies will be sold in the 4-H Food Stand. A portion of the exhibit, along with a ribbon placing sticker, will be on display during the Fair.
19. State Fair quality exhibits will be designated with a purple ribbon. A Champion and Reserve Champion will be selected in each level. Champion and Reserve Champion will be selected from the additional foods exhibits, as justified. A Grand Champion and a Reserve Grand Champion overall will be selected.
20. Champion and Reserve Champion food items from each level are eligible to sell at the Glenn Mull Family Memorial 4-H Livestock Sale. Be sure to read the rules on this sale.
21. Best Drop Cookie Award will be chosen from classes (9200, 9205, 9207, 9209)
- 22. Perishable Food Items and Decorated special event cakes are not accepted for exhibit at the Kansas State Fair.**
- 23. Dried foods are to be exhibited in the Food Preservation Division.**

CLASSES (#- MARKS CLASSES OR 4-HER AGES INELIGIBLE FOR THE KANSAS STATE FAIR)

Level I (Age 7-8)

- # Class 9200 3 Drop Cookies (This class for Kansas State Fair will be entered as Non-perishable.)
- # Class 9201. Perishable food item
- # Class 9202. Non-perishable food item
- # Class 9204. Educational Exhibit, 7-8 Years Old (See 17 in Foods-Nutrition Rules)

Level II (Age 9-11)

- # Class 9205. 3 Drop Cookies (This class for Kansas State Fair will be entered as Non-perishable.)
- # Class 9206. Perishable food item
- Class 4300. Non-Perishable Food Product, 9-11 Years Old
- Class 4301. Educational Exhibit, 9-11 Years Old (See 17 in Foods-Nutrition Rules)

Level III (Age 12-14)

- # Class 9207. 3 Drop Cookies (This class for Kansas State Fair will be entered as Non-perishable.)
- # Class 9208. Perishable food item
 - Class 4302. Non-perishable food item, 12-14 Years Old
 - Class 4303. Educational Exhibit, 12-14 Years Old (See 17 in Foods-Nutrition Rules)

Level IV (Age 15 & over)

- # Class 9209. 3 Drop Cookies (This class for Kansas State Fair will be entered as Non-perishable)
- # Class 9210. Perishable food item
 - Class 4304. Non-perishable food item
 - Class 4305. Educational Exhibit, 15-18 Years Old (See 17 in Foods-Nutrition Rules)

Other Baked Foods Exhibits – All Levels – one entry per class per exhibitor

- # Class 9211. Fruit Pie – double crust or lattice; completely FROM SCRATCH (Depending on pie type to qualify for State Fair, this class will for Kansas State Fair will be entered as Non-perishable)
- # Class 9212. Decorated Cake – use real cake. May be decorated with purchased ingredients or frosting.
- # Class 9313. Junior Specialty Foods (7-11 years of age) – Iced layer cake – must be no less than 2 layers but may be more.
- # Class 9214. Senior Specialty Foods (12 – 18 years of age) – Iced layer cake – must be no less than 2 layers but may be more.

Additional Foods Exhibits – All Levels

- Class 4306. Food Gift Package: No alcoholic beverages will be accepted. A food gift package must contain at least 3 different food items (prepared for human consumption) made by the 4-H'er, in a suitable container no larger than 18" x 18" x 18". Prepared food items must have recipes attached with the entry. Additional homemade food items beyond the 3 minimum or purchased items may also be included in the gift basket.

On a 3" x 5" card the exhibitor must answer these questions:

1. What is the intended use?
2. What food safety precautions were taken during and after preparation?

This exhibit counts as a non-perishable food product, not as an educational exhibit.

Home canned foods must follow Food Preservation rules. Canning jars should not be used for baking per manufacturer's instructions. They could break during baking.

Must be 9 years of age by January of current year to advance to the Kansas State Fair.

- # Class 9216. Informal Tablesetting: Specify the occasion or meal for which tablesetting is planned. Tablesetting must be accompanied by a menu written on a 3" x 5" recipe card. Place label on back of recipe card and include exhibitor's name, age, division, class, and 4-H Club. No State Fair class. MUST BE FAMILY OWNED.
- # Class 9217. Formal Tablesetting: Specify the occasion or meal for which table setting is planned. Tablesetting must be accompanied by a menu written on a 3" x 5" recipe card. Place label on back of recipe card and include exhibitor's name, age, division, class, and 4-H Club. No State Fair class. MUST BE FAMILY OWNED.
- # Class 9218. Centerpiece: Must be a centerpiece made or arranged by the 4-H'er (NOT BY A PROFESSIONAL). On a 3" x 5" recipe card, specify where and for what occasion the centerpiece is designed. Place label on back of recipe card and include exhibitor's name, age, division, class, and 4-H Club. No State Fair class. MUST BE FAMILY OWNED.
- # Class 9219. Modified non-perishable food product. Product must be modified from original recipe to nutritionally enhance the food product. Attach one – 8 ½ X 11-inch page (front and back) that includes Original Recipe, Modified Recipe, and Narrative to describe modifications made, why modifications were made and lessons learned such as nutritive value, or changes in appearance, doneness, aroma, flavor, tenderness and/or texture. Example: a standard blueberry muffin recipe that is modified to make it gluten free.

Suggested resources:

Altering Recipes for Better Health Purdue University:

<http://www.extension.purdue.edu/extmedia/cfs/cfs-157-w.pdf> Altering Recipes for Good Health

Texas A&M University: <http://fcs.tamu.edu/files/2015/02/altering-recipes-for-good-health.pdf>

Department: 4-H J.A. Haas Building
DIVISION
4-H FOOD - PRESERVATION

Superintendent: Andrea Deckert

Assistants

Jennifer McNett, Ella McNett, Emma McNett

Beth Pinkston, Jaidyn Pinkston, Keirstin Pinkston, Leah Pinkston

Exhibit Check-In & Consultation: Wednesday, July 26 * 8:00 a.m.-1:00 p.m.

Exhibit Release: Saturday, July 29 * 7:00 p.m.-8:00 p.m. OR Sunday, July 30 * 7:00 a.m.-8:00 a.m.

SPECIAL AWARDS:

Grand Champion Food Preservation- Sponsored by the Lessard Family

Reserve Grand Champion Food Preservation- Sponsored by the Lessard Family

RULES

1. Read 4-H General Rules & Regulations and Foods-Nutrition Rules.
2. All exhibits must have been preserved in current and/or previous year's county fair, except tomato products. And not been exhibited at the previous Kansas State Fair.
3. Recipes and processing methods from the sources below are recommended. Recipes must be from current, tested resources listed below AND MUST BE ADJUSTED FOR ALTITUDE based on your processing location, or it will be disqualified. Processing methods that will be disqualified include: open kettle canning, over oven canning, sun canning and using electric multi-cookers. Untested recipes will be disqualified for food safety reasons. Tested recipe sources include:
 - K-State Research and Extension Food Preservation publications
 - Other University Extension Food Preservation publications
 - USDA Complete Guide to Home Canning, @2015
 - So Easy to Preserve, 6th edition, The University of Georgia Cooperative Extension Service
 - Ball® Blue Book Guide to Preserving, Edition 37
 - Ball® Complete Book of Home Preserving, @2015 and @2020
 - Canning mixes (i.e., Mrs. Wage's, Ball®)
 - Pectin manufacturers (i.e., SureJell, Ball®)
 - KSRE Rapid Response Center Preservation Recipes
 - National Center for Home Food Preservation
 - Ball® and Kerr
4. Alcohol is not allowed as an ingredient in food preservation entries. Entries with alcohol will be disqualified and not be judged.
5. Each exhibit must have the complete recipe and instructions attached with the entry card, or it will be disqualified. Recipe must include exhibitor name, recipe source, date of publication, and altitude, where food was processed. If using Mrs. Wage's or Ball® mixes, indicate the date the mix was purchased.
6. Exhibits must be processed in clean, **CLEAR** standard canning jars, with matching brand (ex: use Ball® lids on Ball® jars, or Kerr lids on Kerr jars, etc.) two-piece lids. **Do not use colored jars, fancy padded lids, fabric over wraps or cozies as they interfere with the judging process.** No fancy packs unless recipe states to do so (ex: Pickled asparagus). Jars must be sealed when entered. For food safety reasons, the size of jars used must not be larger than the jar size stated in the recipe (ex: Salsa is canned in pint jars only, no quarts). Note: There are 12- ounce, 24-ounce and 28-ounce canning jars available and may be used. Use pint jar process recommendations for 12- ounce jars. Use quart jar process recommendations for 24 ounce and 28-ounce jars.
7. Each jar exhibited must be labeled. The label must **not** cover brand name of jar. The label must give: Class Number, Product, Altitude where processed, Canning Method (water bath, weighted gauge or dial gauge pressure method), Process Time, Pressure (psi), Date processed including month and year, Name, and County/District.

8. Hole punch the entry card and use a rubber band to attach the entry card and recipe around the top of the jar.
9. Classes 4350-4355 will require one jar for each class.
10. If dried food product is not in a canning jar, it will be lowered one ribbon rating. Suggested amount: 1/3 – ½ cup, or three or four pieces per exhibit. All meat jerky must be heated to an internal temperature of 160 degrees F before or after drying. This is not the drying temperature! Dried products must include the recipe, preparation steps and heating instructions. Jerky not heated to an internal temperature of 160 degrees F will be disqualified and not be judged. Heating information can be found in “Dry Meat Safely at Home.”
21. Sealing rings must be removable and seal will be checked. **The product WILL NOT be tasted by the judge.**
22. 4-H'ers enrolled in any level may enter one in each of the food preservation classes.

CLASSES (#- MARKS CLASSES OR AGE INELIGIABIITY FOR THE KANSAS STATE FAIR)

Preservation

Class 4350. Sweet Spreads (fruit and/or vegetable) and Syrups; One Jar

Class 4351. Fruits, Juices, Fruit Mixtures (salsa, pie filling, etc.); One Jar

Class 4352. Low Acid Vegetables (green beans, corn, etc., or vegetable mixture); One Jar

Class 4353. Pickles (fruit or vegetable), Fermented Foods, Relishes, and Chutney; One Jar

Class 4354. Tomato/Tomato Products, Tomato Juice, and Tomato Salsa- (Salsa in pints only, no quarts); One Jar

Class 4355. Canned Meats; One Jar

Class 4356. Dried Foods; One small jar. one kind of dried food product (per container) to be in a jar, clear plastic bag, or other “see through” container. Suggested amount: 1/3 to ½ cup, or three or four pieces per exhibit.

Department: 4-H Larned Community Center
DIVISION
4-H FORESTRY

Superintendent: Cathy Nord

Exhibit Check-In & Consultation: Tuesday, July 25 * 8:00 a.m.-1:00 p.m.

Exhibit Release: Saturday, July 29 * 7:00 p.m.-8:00 p.m. OR Sunday, July 30 * 7:00 a.m.-8:00 a.m.

RULES

1. Read 4-H General Rules & Regulations.
2. **CONSULTATIVE JUDGING** -All exhibits in the foods division will be judged at an appointed consultative time. A schedule will be sent to members. The 4-H'er should be present at the judging but a parent, leader, or other 4-H'er could bring the items if it is impossible for the member to attend. Parents are asked to listen to the judges and allow the member to answer the questions asked by the judge.
3. **A maximum of 10 minutes will be given for all exhibits for consultative judging.**
4. All leaf exhibits are to be mounted on 8½" x 11" heavy stock paper and placed in loose leaf binders. (Magnetic or adhesive filler sheets for photographic prints are recommended.) Twigs and fruit collections may be exhibited in whatever manner you choose (maximum tri-fold size is 3' x 4'). Resources for exhibiting are located on the [Kansas 4-H forestry project webpage](#).
5. Name, club, age, and year in project should be on front cover or in a prominent location.
6. Leaves should be identified with an appropriate label located near the leaf on the same page.
These labels should include:
 - a. The proper common name as listed in the 4H334, "List of Native Kansas Forest Trees"
<https://bookstore.ksre.ksu.edu/pubs/4H334.pdf>
 - b. Location (city and/or county) where collected
 - c. Date (day, month, year) or (month, day, year) collected
7. Divide specimens into the following two sections: Native Kansas Trees and Non-Native Trees.
8. New specimens are those specimens collected during the current 4-H year and cannot be a duplicate tree species of previously displayed specimens.
9. Group specimens according to the years collected (ex. "old-previous years" and "new").
10. Variations of varieties do not count as different species or specimens.
11. When replacing previously displayed samples, due to degradation, improper mounting or incorrect identification, the specimen label must also be updated. Replacements do not count as new specimens. Replacements should be displayed in the "old-previous" section of the display.
12. If you retrieve information for your forestry exhibit, you must include a reference citation to the source.
13. In all leaf collections, exhibit one complete leaf where possible. If leaf is too large, exhibit as much as possible. Sketch in reduced scale the entire leaf and illustrate where the exhibited portion is from. Note: A "leaflet" is incorrect when displayed as the complete leaf for the tree.
14. All work must show originality. Leaf collections and displays should not closely resemble work done by others in the same club.
15. Champion and Reserve Champion will be selected, if justified.

CLASSES (#- MARKS CLASSES OR 4-HER AGES INELIGIBLE FOR THE KANSAS STATE FAIR)

Knowing Trees as Individuals (Leaf Collections)

Class 5100. Beginning (First year) Forestry Collection: (Choose either A or B) Only those exhibiting at the state fair for the first year may enter this class.

- A. Exhibit a minimum of 10 different leaves from native Kansas trees collected within the year. Exhibit can include non-native leaves in addition to the required number of leaf specimens collected from native Kansas trees.
- B. Exhibit a minimum of 5 native Kansas trees showing leaf, twig and fruit from each species collected.

Class 5101. Intermediate (First or Second year) Forestry Collection: (Choose either A or B) This class is open to those

exhibiting either for the first or second time at the state fair.

- A. Exhibit a minimum of 20 different leaves (including 10 new specimens) 32 from native Kansas trees. Exhibit can include non-native leaves in addition to the required number of leaf specimens collected from native Kansas trees.
- B. Exhibit a minimum of 10 native Kansas trees showing leaf, twig and fruit from each species collected. This exhibit must include 5 new leaf, twig and fruit specimens.

Class 5102. Senior (Third or Fourth Year) Forestry Collection: (Choose either A or B) This class is open to those exhibiting either for the third or fourth time at the state fair.

- A. Exhibit a minimum of 30 different leaves (including 10 new specimens) from native Kansas trees. Exhibit can include non-native leaves in addition to the required number of leaf specimens collected from native Kansas trees.
- B. Exhibit a minimum of 15 native Kansas trees showing leaf, twig, and fruit from each species collected. This exhibit must include 5 new leaf, twig and fruit specimens.

Class 5103. Advanced (Fifth year or more) Forestry Collection: (Choose either A or B) This class is open to those exhibiting the fifth time more at the state fair.

- A. Exhibit a minimum of 40 different leaves (including 20 new specimens) from native Kansas trees. Exhibit can include non-native leaves in addition to the required number of leaf specimens collected from native Kansas trees.
- B. Exhibit a minimum of 20 native Kansas trees showing leaf, twig, and fruit from each species collected. This exhibit must include 10 new leaf, twig and fruit specimens

Display and Notebooks

Class 5104. How a Tree Grows Notebook:

Entry may include a project notebook with 10 or more seeds collected with pictures showing a germination study or a mounting of a thin section of wood cut from the end of a log or top of stump labeled with information such as kind of wood and age of tree when cut or exhibits an illustration of how a tree grows.

Class 5105. Tree Appreciation Display- Notebook:

Entry may include research or reporting project notebook with no more than 10 pages based on the exhibitor's selected tree. Exhibit must be a different species of tree each year. This notebook may include sketches, drawings, pictures, a story, or any other things which will help tell about the tree you have selected.

Class 5106. Growing and Protecting Trees Display/Notebook:

Entry requires a display, or project notebook, talking about project and pictures before, during, & after planting seedlings, a container tree, or a balled and burlapped tree. Maximum tri-fold size is 3' x 4'.

Class 5107. Tree Culture Display/Notebook:

Entry requires a display, or project notebook, showing your project work and includes pictures of before, during and after wood lot improvement. Maximum tri-fold size is 3' x 4'.

Class 5108. How Forests Serve Us- Essay & Samples-

Entry may include collected wood samples (all or partial) and essay. Wood sample display to be mounted on poster board or any stiff material no larger than a 3' x 4' tri-fold. Essay should be displayed in a covered binder.

Class 5109. Educational/Creative Exhibit

Entry must be directly related to tree identification or Forestry. Type of exhibit is 33 open (notebook, poster, collection box, etc.) given a maximum tri-fold size of 3' x 4'. Care should be taken to use durable materials that will withstand State Fair conditions. This is a good class to exhibit an unusual collection.

Department: 4-H Larned Community Center

DIVISION

4-H GEOLOGY

Superintendents: Seth McFarland

Exhibit Check-In & Consultation: Tuesday, July 25 * 8:00 a.m.-1:00 p.m.

Exhibit Release: Saturday, July 29 * 7:00 p.m.-8:00 p.m. OR Sunday, July 30 * 7:00 a.m.-8:00 a.m.

RULES

1. Read 4-H General Rules & Regulations.
2. **CONSULTATIVE JUDGING** -All exhibits in the foods division will be judged at an appointed consultative time. A schedule will be sent to members. The 4-H'er should be present at the judging but a parent, leader, or other 4-H'er could bring the items if it is impossible for the member to attend. Parents are asked to **listen** to the judges and allow the member to answer the questions asked by the judge.
3. **A maximum of 10 minutes will be given for all exhibits for consultative judging.**
4. The exhibit box should be 18" x 24" x 3½". Plexiglas covers are required. Boxes with glass covers WILL NOT be accepted. All specimens are to be arranged across the narrow (18") dimension of the exhibit box, making the exhibit 18" across the top and 24" deep exactly. If a box has a sliding Plexiglas cover, it must be removable from the top. Screws, locks, or other devices that would prevent judges from removing the cover should not be used. For Lapidary classes 5300-5304 only, the dimensions of the box should be appropriate for the display, but should not exceed 18"x24"x31/2".
5. Each exhibitor is required to identify each display box by placing an identification label bearing name, county or district, and number of specimens in the upper left hand corner of the Plexiglas cover (inside-use clear double-sided tape to adhere gummed labels), and by attaching a label with the same information on the lower right corner of the box (outside).
6. Exhibitor may enter in both geology and lapidary classes. Exhibitor may show in only one of the first four geology classes (5200, 5201, 5202 or 5203). Exhibitor may also show in geology class 5204 (special exhibit), 5205 Mineralogy, 5206 Fossils, and in one lapidary class.
7. Geology specimens should be labeled with the number of the specimen, date collected, specimen name or description, and locality (county only) where collected.
8. For the geology classes 5200, 5201, 5202 and 5203, specimens should be mounted in the box by proper groups: rocks, minerals, fossils. Fossils must be identified to the Phylum, Class and Genus level. Genus name is to begin with a capital letter. Species name is all lower case. Genus and species names must either be italicized or underlined, not both. The words "phylum, class, genus" on labels are to be spelled out, not abbreviated. More than one specimen of the same kind of rock or mineral or species of a fossil may be exhibited if this duplication represents different geological formations. Specimen label must show this distinction (Fort Hays limestone, not just limestone; calcite from the Greenhorn Formation, not just calcite; Phylum: *Brachiopoda* Class: *Articulata* Genus: *Composita* from the Morrill Limestone Member, not just Phylum: *Brachiopoda* Class: *Articulata* Genus: *Composita*).
9. For geology classes 5200, 5201, 5202, 5203, 5305, and 5206 all specimens must be collected by the participant (not purchased) from locations in Kansas, with the exception of Tri-State Mining Area specimens collected from these three adjacent counties: Ottawa County, OK; Newton and Jasper Counties, MO. Other out of state specimens will not count in the minimum number for the class, nor will they be considered in the judging.
10. Champion and Reserve Champion will be selected by class, if justified. Grand Champion and Reserve Grand Champion will be selected, if justified.

DIVISION: 4-H GEOLOGY...Continued

CLASSES (#- MARKS CLASSES OR 4-HER AGES INELIGIBLE FOR THE KANSAS STATE FAIR)

Geology and Archaeology

- Class 5200. Geology-15 rocks. First time exhibitor-Display at least 15 rocks, minerals, and fossils collected during the current 4-H year. Exhibitor is limited to one exhibit box.
- Class 5201. Geology-30 rocks. First or second time exhibitor-Display at least 30 different rocks, minerals, or fossils, at least 5 of each. Fifteen must be collected during the current 4-H year. Exhibitor is limited to one exhibit box. This class is open to those exhibiting either first or second time.
- Class 5202. Geology-45 rocks. Third or Fourth time exhibitor. Display at least 45 rocks, minerals, or fossils, at least 5 of each. Fifteen must be collected during the current 4-H year. Exhibit limited to two boxes. This class is open to those exhibiting either the third or fourth time. Identify the rocks as igneous, metamorphic or sedimentary. These rock types must be spelled out on labels or have a legible key.
- Class 5203. Geology-60 rocks. Fifth time exhibitor or more. Display at least 60 rocks, minerals, or fossils, at least 5 of each. Fifteen must be collected during the current 4-H year. Exhibit limited to two boxes. This class is open to those exhibiting the fifth time or more. Identify the rocks as igneous, metamorphic or sedimentary. These rock types must be spelled out on labels or have a legible key.
- Class 5204. Geology Educational Exhibit: Exhibit relating to everyday living; or to a mineral test, a rock formation, geological history, species of a fossil, forms of one mineral, a variation of one kind of rock, archaeological artifacts, or Indian artifacts. Digital formats are accepted. Please make arrangements for the judge to view your exhibit and have a hard copy for display. Exhibit limited to 4 feet of 35 table space. Care should be taken to use durable materials that will withstand State Fair conditions. Exhibitor may show in the class regardless of number of times he or she has exhibited at State Fair or whether exhibitor has entries in classes 5200, 5201, 5202 or 5203. Exhibitor may also exhibit in lapidary class.
- Class 5205. Mineralogy. Display a minimum of 15 mineral specimens collected in Kansas, at least 5 of which have been collected during the current 4-H year. The minerals are to be grouped by mineral class (i.e.: Carbonates, Oxides, Silicates) and at least 3 classes must be represented. The member must use one standard display box (see #1). The specimens must be labeled with the number of the specimen, date collected, name of specimen, county where collected and chemical composition (i.e.: CaCO₃ for calcite) if known.
- Class 5206. Fossils. Display a minimum of 15 fossil specimens collected by the participant in Kansas, at least 5 of which have been collected during the current 4-H year. The fossils are to be grouped by Phylum and Class, and at least 3 phyla must be represented (Brachiopoda, Chordata, Mollusca, etc.) The member must use one standard display box (see #1). The specimens must be labeled with the number of the specimen; date collected; county where collected; formation, member, or source; phylum, class, and genus or part; and geologic age (Cretaceous, Permian, Pennsylvanian, etc.) See #5 for additional fossil labeling expectations.
- Class 5207. Rocks-15 rocks- Display a minimum of 15 rock specimens collected in Kansas, at least 5 of which have been collected during the current 4-H year. Rocks are to be grouped by the 3 rock classes (Sedimentary, Igneous, and Metamorphic). You must display at least one specimen from each of the three classes. The specimens must fit in one standard display box. Specimen labels must include a specimen number, the date collected, name of specimen, and the county where collected. All rocks must be identified by the formation and member name (Examples: Fort Hays Limestone, Member of the Niobrara Chalk Formation) or source (Examples: Rocky Mountain Outwash, glacial till).

DIVISION: 4-H GEOLOGY...Continued

Lapidary

The lapidary will be judged on the following criteria:

Workmanship and Content.....	60 points
Presentation and Showmanship	30 points
Accuracy of Information	10 points

All lapidary specimens should be labeled with the following information:

- Specimen name
- Place of origin (country, state, or county; county required for Kansas specimens)
- Purchased or self-collected
- Date lapidary treatment began
- Date lapidary treatment completed (Treatment completed after the State Fair is considered a new year specimen).

- Class 5300. Lapidary-5 varieties polished 5 varieties unpolished. First Time Exhibitor- Exhibitor Display at least 5 varieties of polished (tumbled) specimens and 5 varieties of unpolished specimens that have not yet received lapidary treatment. 36 These do not have to be an example of “before and after”, nor do they have to be self-collected. Locales must be identified. Only those exhibiting lapidary for the first time may exhibit in this class.
- Class 5301. Lapidary-Before and After (3 Varieties). Display before-and-after examples of at least 3 varieties of specimens, at least 2 tumble-polished and 2 unpolished of each. There is no requirement that the 4-H'er collect any of these. Locales must be identified. Lapidary work should be done during the current 4-H year.
- Class 5302. Lapidary Before and After (6 Varieties). Display before-and-after examples of at least 6 varieties of specimens, at least 2 tumble-polished and 2 unpolished of each. At least two varieties should be collected from the native site by the 4-H'er, at least one of which comes from Kansas. Locales must be identified. Lapidary work on at least three varieties should be done during the current 4-H year.
- Class 5303. Lapidary-Before and After (9 Varieties). Display before-and-after examples of at least 9 varieties of specimens, at least 2 tumble-polished and 2 unpolished of each. At least three varieties should be collected from the native site by the 4-H'er, at least two of which come from Kansas. Locales must be identified. Lapidary work on at least three varieties should be done during the current 4-H year.
- Class 5304. Lapidary- 6 specimens not exhibited before. Exhibit at least 6 specimens that have not previously been exhibited, which have received lapidary treatment. Lapidary treatment may consist of polishing, and end, face, or flat lapping. Specimens must represent at least 3 different varieties and include at least three cabochons of any size or shape, only one of which may be free-formed. A cabochon is a style of cutting in which the top of the stone forms a domed or curved convex surface. Three of the specimens must be mounted into jewelry findings. Special lapidary exhibits should be entered in class 5304. Please note that each member is limited to one entry in this class.

Department: 4-H John M. Lewis & Sons Livestock Center

DIVISION

4-H BREEDING DOE

4-H MARKET GOAT

4-H GOAT

Superintendent: Ted Van Horn

Livestock/Animal Drop Off: Wednesday, July 26 * 7:00 a.m.

Check-In: Wednesday, July 26 * 4:30 p.m.

Livestock/Animal Release: Saturday, July 29 * 10:00 p.m.

(ROUND ROBIN- page 17 * LIVESTOCK SALE- page 18* CARCASS SHOW- see page 18)

Small Animal Show: Thursday, July 27 * 8:00 a.m. - Follows Sheep Show

SPECIAL AWARDS:

Grand Champion Goat Showman -Sponsored by Rocking T Goat Ranch

Reserve Grand Champion Goat Showman- Sponsored by ShowTime Supply- Jacobs Farms

Champion Senior Goat Showman- Sponsored by ShowTime Supply- Jacobs Farms

Reserve Champion Senior Goat Showman- Sponsored by ShowTime Supply-Jacobs Farms

Champion Junior Goat Showman- Sponsored by Rocking T Goat Ranch

Reserve Champion Junior Goat Showman- Sponsored by ShowTime Supply- Jacobs Farms

Grand Champion Breeding Doe- Post Rock Boer Goats

Reserve Grand Champion Breeding Doe- Post Rock Boer Goats

1st Time 4-H Livestock Exhibitor/s at County Fair-Sponsored by the Judy Zook Memorial -Pawnee County 4-H Foundation

RULES

1. Read 4-H General Rules & Regulations, 4-H Livestock Rules, and Glenn Mull Family Memorial Livestock Sale Rules.
2. 4-H'ers **MUST**, to their best abilities, be the caregiver of their livestock/animals but may receive assistance from immediate family members or other current 4-H members eligible to exhibit at the County Fair when necessary.
3. Classes according to age and breeding doe goats. As needed, classes break at: under 4 months, 4-8 months, 8-12 months, 12-24 months, and 24 months & over.
4. A 4-H'er may exhibit not more than 2 doe animals and not more than 2 market animals.
5. Only does or wethers are allowed to be shown. No bucks.
6. Wethers or does can be shown in market classes. Does may be shown in market or breeding, but not both
7. Goats can be any breed or combination of breed.
8. All goats must be identified with an official USDA Scrapie ID tag, or a registered tattoo. Goats identified with registration tattoos must have legible tattoos and must have registration papers for these animals available for inspection.
9. Breeding females must be owned by June 15, of the current year.
10. All market goats must have been identified in the exhibitor's name with approved 4-H ear tag on or before the county weigh-in date. Official ear tags must be in the ear upon Fair check-in.
11. Only 6 animals will be tagged per 4-H'er for County Fair.
12. Goats should be free of active fungal (ringworm) infection, including sore mouth. If a goat is rejected, all goats transported in the same vehicle will be rejected at the veterinarian's discretion.
13. Bracing: Goats must be shown with all four feet on the ground.
14. Exhibitors may use a collar, a collar with a short lead, or a halter when showing. Medium/3 mm or smaller pinch collars will be allowed. The show Superintendent has the right to interpret this rule.
15. Superintendent will break breeding and market classes at their discretion.
16. Show order will be posted in the livestock barn.

17. Showmanship: Will be held following the goat judging. Ribbon awards will be provided.
Champion and Reserve Champion in Junior and Senior Divisions will show for Grand Champion and Reserve Grand Champion.
18. **THIS DIVISION DOES NOT QUALIFY FOR THE KANSAS STATE FAIR.** To qualify for State Fair, nominations are due June 15. Please contact the Agent to do so.

CLASSES

Breeding Doe

- Class 9300. Breeding Doe– under 1 year
- Class 9301. Breeding Doe– Doe over 1 year

Market Goat

- Class 9302. Market Goat – Whether or doe

Showmanship

- Class 9303. Junior Division – 11 years of age and under, as of January 1, current year
- Class 9304. Senior Division – 12 years of age and over, as of January 1, current year

Department: 4-H J.A. Haas Exhibit Building

DIVISION

4-H HAND PETS

Superintendent: Beth Smith

Check-In: Monday, July 25 * 3:30 p.m.

Hand Pet Show: Monday, July 25 * 4:00 p.m.

RULES

1. Read 4-H General Rules & Regulations.
3. Hand pets exclude cats and rabbits.
4. If pet is brought in, it must be able to be carried in.
5. Photographs may be exhibited if pet can't be shown. (Exhibitor might exhibit notebook rather than pet.)
6. The Superintendent may use his/her discretion to split the classes into Junior and Senior levels depending upon number of entries.
7. **CONSULTATIVE JUDGING** -All exhibits in the Hand Pets division will be judged at an appointed consultative time. A schedule will be sent to members. The 4-H'er should be present at the judging but a parent, leader, or other 4-H'er could bring the items if it is impossible for the member to attend. Parents are asked to **listen** to the judges and allow the member to answer the questions asked by the judge.
8. There will be a 10-minute maximum consultative time with the judge.
9. Grand Champion Hand Pet will be selected from Aquarium Pet and Hand Pet class Champions.
10. **THERE ARE NO CLASSES AT THE KANSAS STATE FAIR FOR THIS DIVISION.**

CLASSES

- Class 9400. Reptiles – includes snakes, turtles, lizards, etc.
- Class 9401. Rodents – includes hamsters, guinea pigs, mice, rats, etc.
- Class 9402. Amphibians – includes frogs, salamanders, etc.
- Class 9403. Miscellaneous – fish, crustaceans (such as hermit crabs), etc.

Department: 4-H Larned Community Center

DIVISION

4-H HOME ENVIRONMENT

Superintendent: Lois Eye

Exhibit Check-In: Tuesday, July 25 * 8:00 a.m.-1:00 p.m.

Exhibit Release: Saturday, July 29 * 7:00 p.m.-8:00 p.m. OR Sunday, July 30 * 7:00 a.m.-8:00 a.m.

This project gives you the opportunity to examine your environment, both inside and outside of the home. Decorating a room, refreshing your porch, landscaping an area of your yard, refurbishing a family heirloom or even creating something brand new are all examples of ways to incorporate the design process in your living environment. Learning and experimenting with the elements of design (color, line, value, space, 37 shape, form and texture) in all areas of a room or space or furniture piece are all part of this project. Being a designer (architect, furniture, landscape or interior designer, etc.) is not only about how a space looks but also how it feels. The end goal is to create a space that feels inclusive, functional, and inviting to all. The home environment project will give you the opportunity to design, create and implement what you've learned by creating a notebook, project board or item.

RULES

1. Read 4-H General Rules & Regulations

1. An entry card must be attached to the exhibit with safety pin(s) or tape and string.

2. A summary including plans, explanation of how the items were made or refinished, and how it fits into the color and design of the room. Summary could also include project inspiration, challenges, who helped you, and any other information that could be helpful to the judge. Summary should be in a plastic protective sleeve and attached to exhibit.

3. Projects with missing or insufficient summary will be lowered one ribbon placing (i.e., a blue ribbon exhibit will receive a red ribbon).

4. Exhibits should be of high quality (as compared to quick, simple crafts), suitable for use in the home several months throughout the year. Holiday-specific items are discouraged.

5. Champion and Reserve Champion Home Improvement Group exhibit will be chosen from each age group. Overall Grand and Reserve Grand Champion from both age groups if justified. Top exhibits of State Fair quality will also be designated with a purple ribbon. Only single exhibits are eligible to go on to the Kansas State Fair.

6. Only articles to be judged may be included in the exhibit.

CLASSES (#- MARKS CLASSES OR 4-HER AGES INELIGIBLE FOR THE KANSAS STATE FAIR)

Junior Ages 7-8 as of Jan. 1 of the current 4-H year. – only one entry is permitted per class

Class 9500. Junior Single Exhibit: An article (furniture, fixtures, interior or exterior, etc.) made or refinished by the 4-H member for the home. Must include attached summary.

Class 9501. Junior Design Board: Boards must be on foam core or a standard tri-fold display. Include: color scheme, wall treatment, floor treatment, samples etc. and/or floor plan for a room. Must include attached summary.

Class 9502. Junior Notebook: Notebooks may include floor plans, swatches, colors, stories, photographs, and project records which detail what was accomplished this year with a given indication of long-term plans. Notebooks should also include project inspiration, challenges, who helped you, and any other information that could be helpful to the judge. Additional summary is not required for Notebook exhibits.

Senior Ages 9-18 as of Jan. 1 of the current 4-H year. – only one entry is permitted per class

Class 4400. Single Exhibit -An article (furniture, fixtures, interior or exterior, etc.) made or refinished by the 4-H member for the home. Must include attached summary.

Class 4401. Design Board- Boards must be on foam core or a standard tri-fold display. Include: color scheme, wall treatment, floor treatment, samples etc. and/or floor plan for a room. Must include attached summary.

Class 4402. Notebook--Notebooks may include floor plans, swatches, colors, stories, photographs, and project records which detail what was accomplished this year with a given indication of long-term plans. Notebooks should also include project inspiration, challenges, who helped you, and any other information that could be helpful to the judge. Additional summary is not required for Notebook exhibits.

Department: 4-H John M Lewis & Sons Livestock Center

DIVISION

4-H HORSE

Superintendent: Erin Josefiak

Livestock/Animal Drop Off: Wednesday, July 26 * 7:00 a.m.

Livestock/Animal Release: Saturday, July 29 * 10:00 p.m.

SHOW

Check-In: Wednesday, July 26 * 6:00 p.m.

Show Time: Wednesday, July 26 * 6:30 p.m.

Pawnee County Fair Arena

SPECIAL AWARDS:

Grand Champion Horse Showman- Sponsored by the Judy Kirby Memorial- Pawnee County 4-H Foundation

High Point Performance Horse (Walk/Trot not eligible) - Sponsored by Bert & Wetta Sales

High Point Overall Speed Horse- Sponsored by David Zook-Double D Leather Shop

Best Overall Horse- Sponsored by Country Living of Larned

Novice High Point Speed Horse- Sponsored by Walker Fencing- Jamey Walker

Junior High Point Speed Horse- Sponsored by Walker Fencing-Jamey Walker

Intermediate High Point Speed Horse- Sponsored by Walker Fencing-Jamey Walker

Senior High Point Speed Horse-Sponsored by Walker Fencing--Jamey Walker

Horse High Point Speed Horse Walk/Trot Only- Sponsored by Walker Fencing-Jamey Walker

Horse High Point Walk/Trot Exhibitor-Sponsored by Tom and Anne Smith

Novice High Point Horse Exhibitor- Pawnee County COOP Association

Junior High Point Horse Exhibitor- Sponsored by the Gina Tabler Crowe Memorial- Pawnee County 4-H Foundation

Intermediate High Point Horse Exhibitor or Another Qualifying Horse Event- Sponsored in Memory of Dale Josefiak

Senior Horse High Point Exhibitor- Sponsored by the Arnita Tabler Memorial -Pawnee County 4-H Foundation

Champion Novice Horse Showmanship- Sponsored by Jason and Renae Skelton

Champion Junior Horse Showmanship- Sponsored by the Ida Neill Balman Memorial- Pawnee County 4-H Foundation

Champion Intermediate Horse Showmanship-Sponsored by Larned Civic PRIDE Organization

Champion Senior Horse Showmanship- Sponsored by the Shannon Milch Memorial

Pawnee County 4-H Foundation & Milch Family

1st Time 4-H Livestock Exhibitor/s at County Fair-Sponsored by the Judy Zook Memorial -Pawnee County 4-H Foundation

SAFETY & SHOW RULES

- From the time of check-in until the show is over, only current 4-H'ers are allowed to ride on, or train on, the 4-H horses during the show.
- Trainers, parents and other adults are prohibited from providing training for a horse.
- This includes but is not limited to; lunging and riding.
- Only the exhibitor, superintendent, or show help should enter the arena without an "okay" from the show staff. Violation will result in disqualification at the discretion of the show management.

DIVISIONS: 4-H HORSE...Continued

RULES

1. Read 4-H General Rules & Regulations and 4-H Livestock Rules
2. **Horses must have 4-H ID papers turned in on or before May 1st of the current year.**
3. Horses must have health papers from a local veterinarian within the past 30 days and a negative coggins (EAI test) conducted within the past 12 months of the show. The original results must be shown to the superintendent or Extension Agriculture Agent at check in. Foals 6 months of age and younger accompanying their negative dam are exempt from EAI test.
4. **A \$15 deposit is required to get into a stall at the start of the fair. It will be returned at cleanup if stall is properly cleaned and disinfected by the exhibitor. Horses need to be stalled, (with the exceptions below). You must check the appropriate box in FairEntry.**
5. **Horses that are shown need to remain on the fairgrounds until release time or premiums will be forfeited. A horse exhibit may be released early if they are going to another show, subject to prior approval by the Pawnee County 4-H PDC. Written request must be submitted to the 4-H PDC by July 1st.**
6. Regulations for patterns, tack, equipment and attire are set forth in the "Kansas 4-H Horse Show Rulebook." They are available online at <https://bookstore.ksre.ksu.edu/pubs/s133.pdf> or in the Extension Office for a small fee.
7. Attire:
 - Jeans and long-sleeved button up shirt with a convertible collar must be worn
 - Exhibitors must wear a western hat that should stay on during the class.
 - Use of protective headgear in place of hat is allowed.
 - **No** t-shirts for speed events.
8. Stallions may be exhibited only in the weaning halter class. (Not stalled)
9. Weanling, yearlings, and mare/colt will be allowed to go home after the show. Mare and geldings will show separately in halter class. Age of the horse is determined as of January 1st
10. In each class, purple, blue, red, and white ribbons will be awarded. Points for each ribbon will depend on the number of exhibitors in the class. Speed events go by fastest time.

Number of Exhibitors

6 or more	5	4	3	2	1
6	5	4	3	2	1
5	4	3	2	1	
4	3	2	1		
3	2	1			
2	1				
1					

11. Placings will be called in order. Example: If there are 3 in a class the 1st number called will be first place and get 3 points, and so on.
12. Points are counted for the high point horse awards. There will be an overall high point performance and speed horse. This is one horse one rider. Walk/Trot is not eligible for this award. Each age division will have a high point exhibitor, one rider any number of horses.
13. **FAIR PREMIUM and FAIR POINTS WILL BE PAID ONLY ONCE ON A HORSE ENTRY.** 4-Her will receive points and payment on the best overall ribbon for all of the 4-Her's horse entries.
14. All Walk/Trot classes will show together but judged separately.
15. All age Walk/Trot division will enter their age group for showmanship.
16. The superintendent has the right to combine classes and enforce rules.
17. **THIS DIVISION DOES NOT GO TO THE KANSAS STATE FAIR.** Halter and riding class are not eligible for state fair. 4-Her must qualify at a district show

DIVISIONS: 4-H HORSE...Continued

CLASSES

Halter Classes

A horse may not be shown in more than one class under Halter. DESIGNATE BREED OF HORSE ON ENTRY FORM (Quarter Horse, Paint, Crossbreed, Arabian, Ponies of America, Ponies (50" or under), Miniatures (34" or under).

MARES will be shown together (all breeds). **GELDINGS will be shown together** (all breeds).

Class 9600. Weanlings & Yearling Mares

Class 9601. Weanlings & Yearling Geldings (intact colts allowed for weanlings)

Class 9602. Mare & Colt

Class 9603. Two-Year-Old Mares

Class 9604. Two-Year-Old Geldings

Class 9605. Three Years and Over – Mares

Class 9606. Three Years and Over – Geldings

Showmanship

Class 9607. Horseless Horse Showmanship

Class 9608. Senior Division Showmanship

Class 9609. Intermediate Division Showmanship

Class 9610. Junior Division Showmanship

Senior- Ages 14-18 as of Jan. 1 of current 4-H year

Class 9615. Senior Bareback Horsemanship (Rider is being judged)

Class 9621. Senior Western Pleasure (Horse is being judged)

Class 9626. Senior Western Horsemanship (Rider is being judged)

Class 9639. Senior Lead Back

Class 9644. Senior Barrel Race

Class 9649. Senior Flag Race

Class 9654. Senior Pole Bending

Intermediate- Ages 10-13 as of Jan. 1 of current 4-H year

Class 9614. Intermediate Bareback Horsemanship (Rider is being judged)

Class 9620. Intermediate Western Pleasure (Horse is being judged)

Class 9625. Intermediate Western Horsemanship (Rider is being judged)

Class 9638. Intermediate Lead Back

Class 9643. Intermediate Barrel Race

Class 9648. Intermediate Flag Race

Class 9653. Intermediate Pole Bending

Junior -Ages 7-9 years as of Jan. 1 of current 4-H year

Class 9613. Junior Bareback Horsemanship (Rider is being judged)

Class 9619. Junior Western Pleasure (Horse is being judged)

Class 9624. Junior Western Horsemanship (Rider is being judged)

Class 9637. Junior Lead Back

Class 9642. Junior Barrel Race

- Class 9647. Junior Flag Race
- Class 9652. Junior Pole Bending

Walk/Trot

Any age group that doesn't lope yet.

(If the horse breaks into a lope for more than three strides, the rider will be disqualified.)

- Class 9612. Walk/Trot ONLY Bareback Horsemanship (Rider is being judged)
- Class 9618. Walk/Trot ONLY Western Pleasure (Horse is being judged)
- Class 9623. Walk/Trot ONLY Western Horsemanship (Rider is being judged)
- Class 9636. Walk/Trot ONLY Lead Back
- Class 9641. Walk/Trot ONLY Barrel Race
- Class 9646. Walk/Trot ONLY Flag Race
- Class 9651. Walk/Trot ONLY Pole Bending

Novice

Any 1st year member. Walk/Trot only

(If the horse breaks into a lope for more than three strides, the rider will be disqualified.)

- Class 9611. Novice Bareback Horsemanship (Rider is being judged)
- Class 9617. Novice Western Pleasure (Horse is being judged)
- Class 9622. Novice Western Horsemanship (Rider is being judged)
- Class 9635. Novice Lead Back (Walk/Trot ONLY)
- Class 9640. Novice Barrel Race (Walk/Trot ONLY)
- Class 9645. Novice Flag Race (Walk/Trot ONLY)
- Class 9650. Novice Pole Bending (Walk/Trot ONLY)

Snaffle Bit

- Class 9616. 2-Year-Old Snaffle Bit – Western Pleasure Exhibition – Horse not stalled

Department: 4-H Larned Community Center

DIVISION

4-H HORTICULTURE

Superintendents: Cathy Nord- Garden/Horticulture

Sue Pelton- Floral/Floriculture

Exhibit Check-In: Tuesday, July 25 * 8:00 a.m.-1:00 p.m.

Exhibit Release: Saturday, July 29 * 7:00 p.m.-8:00 p.m. OR Sunday, July 30 * 7:00 a.m.-8:00 a.m.

SPECIAL AWARDS:

Grand Champion Garden Exhibit- Sponsored by The Velma Bowman Memorial - Pawnee County 4-H Foundation.

Grand Champion 4-H Flower/Terrarium/Plant- Sponsored by The Keith & Marian Mull Memorial-Pawnee County 4-H Foundation

Reserve Grand Champion 4-H Flower/Terrarium/Plant- Sponsored by the Keith & Marian Mull Memorial Pawnee County 4-H Foundation

RULES

1. Read 4-H General Rules & Regulations.
2. All Produce and Floral Exhibits **MUST BE LIVE** or **FRESH PRODUCE**.

Produce

1. All horticultural exhibits must be grown by the exhibitor.
2. Multiple entries in an individual class, provided each entry is a different type of produce.
3. Secure entry form to disposable plate or container with string or tape. Use a sturdy disposable plate, bowl or container that will support the weight of the produce.
4. Exhibits **MUST** be labeled with name, club, name of project and name of each vegetable variety.
5. Information about exhibiting produce is available online in the publication "Exhibiting Fruits and Vegetables" available at <http://www.bookstore.ksre.ksu.edu/pubs/c405.pdf>.
6. Horticulture Notebook entries shall consist of a notebook or three-ring binder of written narrative describing a horticulture project such as a landscape design, landscape installation, lawn renovation, water garden, flower garden, vegetable garden, lawn mowing service, landscape maintenance business, farmer's market business, or other horticulture project. 4-H'ers are encouraged to include photographs, illustrations, and/or landscape drawings that help explain work done by the member. Photos taken from the same location before, during, and after the completion of the project are particularly helpful.
7. Champion and Reserve Champion Garden Display will be selected.
8. Grand Champion and Reserve Grand Champion will be selected, if justified.

Floral

1. A 4-H member may enter up to 4 floral exhibits plus one horticulture notebook in classes 5600-5604, according to the number qualified at the county/district fair.
2. Members may enter multiple entries in a single class in classes 5600-5601 provided each flower specimen is of a different species. EX: Class 5600 – Annual Garden Flower, member may enter sunflowers, zinnias, and marigolds under the same class number.
3. Members are encouraged to exhibit cut flowers and fresh floral arrangements (annuals and perennials) in clear disposable containers. Flowers need foliage to show with some stem left. If a non-disposable container is used mark it plainly with your name and county/district. The Fair is not responsible for the loss or damage to any flower arrangements, vases or containers. Containers cannot be picked up until release time.
4. All floral materials must be grown and/or collected by the exhibitors. Do not use purchased plant materials. (With the exception of Houseplants/Terrariums classes) Entries should not take over one square foot of table space. Flowers need foliage to show.
5. Potted plants are not accepted in floral classes.
6. All entries must be freestanding, easily moved, and not require any special equipment to display. Hanging entries are not accepted.

7. Houseplants and terrariums are to be potted by the 4-H'er 6-8 weeks prior to the Fair. All materials should (plants/flowers) be grown or collected rather than purchased. Exceptions will be in order to build a terrarium, fairy garden, or dish garden supplies and difficult to grow plans may be purchase
8. A Champion and Reserve Champion will be chosen from flower classes.
9. A Champion and Reserve Champion will be chosen from houseplants and terrariums.
10. Grand Champion and Reserve Grand Champion will be selected from Floral and Houseplants and terrariums

CLASSES (#- MARKS CLASSES OR 4-HER AGES INELIGIBLE FOR THE KANSAS STATE FAIR)

PRODUCE EXHIBITS

- Class 2500. Garden Display: Each exhibitor in this class will be limited to four square feet of space. The Garden Display must be exhibited in a tray, basket or container that can be easily moved by the fair staff.
Exhibit consists of five different types of fresh vegetables or fruits. Canned products and shelled vegetables are not acceptable. Only one variety of each type of vegetable or fruit may be exhibited.
The numbers of the five types of vegetables or fruits to be exhibited are as follows: •
Large Vegetables (One Each): Cabbage, Cantaloupe, Eggplant, Large 39 Pumpkin, Squash, Watermelon
Medium Vegetables (Five Each): Beets, Carrots, Cucumbers, Decorative Gourds, Potatoes, Miniature Pumpkins, Okra, Onions, Peppers, Radishes, Sweet Potatoes, Tomatoes, or other similar sized vegetable
Small Vegetables (Twelve Each): Green snap beans, wax beans, English peas, or other similar sized vegetables
Small fruits (One half pint box): Strawberries, blackberries, raspberries, or other similar sized fruits.
Tree fruits (5 each): Apples, pears, peaches, or similar sized fruits. • Grapes (2 bunches)

Class 2501. Small vegetable specimen plate (12) Ex: green snap beans, yellow wax beans, other small vegetables.

Class 2502. Medium vegetable specimen plate (5) Ex: cucumbers, cherry tomatoes, tomatoes, beets, white onions, yellow onions, red onions, bell peppers, other peppers, okra, parsnips, radishes, turnips, sweet potatoes, red potatoes, white or Russet potatoes, carrots, miniature pumpkin, decorative gourds, or other medium vegetables.

Class 2503. Large vegetable specimen plate (1) Ex: watermelon, summer squash, winter squash, large type pumpkin, eggplant, cabbage, cantaloupe, other large vegetable.

Class 2504. Fresh Culinary herbs (6) ex: parsley, basil, dill, etc. Six stems (or a comparable quantity) of one variety of fresh herbs must be exhibited in a disposable container of water. Dried herbs are not accepted.

Class 2505. Small fruits (one half pint box) Ex. Strawberries, blackberries, raspberries, or other similar sized fruits. (If other, please include name of fruit on entry).

Class 2506. Tree fruits (plate of 5) Ex. apples, pears, peaches, or similar sized fruits.

Class 2507. Grapes (plate of 2 bunches).

FLORAL

Class 5600. Annual Garden Flower, cut specimen, single stem.

Class 5601. Perennial Garden Flower, cut specimen, single stem.

Class 5602. Fresh Flower Arrangement. Flower materials must be grown and/or collected by exhibitor, not purchased.

5603 Dried flower Arrangement, no fabric or plastic material allowed.

HOUSEPLANTS & TERRARIUMS

Class 9701. Terrarium made by 4-H'er

Class 9702. Fairy Garden

Class 9703. Houseplant – Blooming

Class 9704. Houseplant – Foliage

Class 9705. Dish Garden

NOTEBOOKS

Class 5604. Horticulture Notebook.

Entry shall consist of a notebook or three ring binder of written narrative describing a horticulture project such as a landscape design, landscape installation, lawn renovation, water garden, flower garden, vegetable garden, lawn mowing service, landscape maintenance business, farmer's market business, or other horticultural project. 4-Hers are encouraged to include photographs, illustrations and/or landscape drawings that help explain work done by the member. Photos taken from the same location before, during and after the completion of the project are particularly helpful.

Exhibitor may enter one horticulture notebook.

Horticulture notebook scoring is based on the following criteria:

- Organization and General Appearance (neat, includes title page and table of contents, original, creative, etc.) 20%,
- Narrative (including goals, successes, failures, etc.) 40%,
- General Content (subject matter, photos, maps, knowledge gained, etc.) 40%

Department: 4-H Larned Community Center
DIVISION
4-H NOTEBOOKS, POSTERS, & DISPLAYS

Superintendent: Lois Eye

Exhibit Check-In: Tuesday, July 25 * 8:00 a.m.-1:00 p.m.

Exhibit Release: Saturday, July 29 * 7:00 p.m.-8:00 p.m. OR Sunday, July 30 * 7:00 a.m.-8:00 a.m.

SPECIAL AWARD:

Grand Champion Notebooks/Poster/Displays- Sponsored by Mid-American Credit Union

PURPOSE:

4-H'ers may exhibit a poster, notebook, or display for any 4-H project they are enrolled in. This department is especially for project areas where no other division exists (ex: exploring, leadership, citizenship, family studies, self-determined, etc.). Please designate on the entry tag what project you are enrolled in and made your notebook, poster, or display for. Member must be enrolled in the project.

RULES

1. Read 4-H General Rules & Regulations.
2. **This division is for notebooks, posters and displays that do not already have notebook, poster, & display classes in their project divisions.**
3. 4-H Record Book pages are not allowed to be used.
3. 4-H Exhibitors should avoid using copyrighted materials whenever possible by originating his/her own work copyrighted and/or trademarked materials utilized in posters or displays for endorsement or promotion instead of education purposes should not be used. Follow the copyright guidelines in the "General Fair Information" section when it is imperative to use copyrighted materials.
4. **NO KANSAS STATE FAIR CLASSES FOR THIS DIVISION.**
5. Champion and Reserve Champion will be selected from Club Notebooks, posters & displays.
Champion and Reserve Champion will be selected for each age group for Individual Notebooks, Posters & Displays
Grand Champion and Reserve Grand Champion will be selected from all classes, if justified.
5. Club Notebooks:
 1. Records should be complete up to July of the current 4-H year.
 2. Records should be neatly organized and easily followed (tabs, page dividers, plastic sleeves etc.).
 3. May include notes, final reports, photos, newspaper clippings etc. that pertain to the club.

4. Individual Notebooks:

Notebooks Items Included:

1. A completed and signed project record
2. An introduction
3. Goals Set and Indications of those that were accomplished
4. Planned Activities and indications of those that were accomplished
5. What was learned throughout the year (Example: Diary Like entry- daily or even monthly).
6. Pictures pertaining to the members' project are also suggested.

Notebook Scoring:

- | | |
|---------------|-----------|
| *Introduction | 15 points |
| *Content | 55 points |
1. Main idea presented clearly/simple/forcefully
 2. Observer gains information clearly/concisely/informatively
 3. Subject/Main Idea "showcases" 4-H project
 4. Knowledge Gained/Learned by Exhibitor

*Organization	15 points
1. Visual Appeal- Letter Size, colors, symbol, models etc.	
*Summary	15 points
*Total	100 points

5. Posters

1. Size: are limited to 22" x 28".
2. They must be able to attach to the wall for display, so do not use items that cannot hang.
3. Scoring:

*Information given or idea expressed	40 points
* Subject/Main Idea "showcases" 4-H Project or Club	30 points
*Art, design, and lettering	20 points
*Construction	10 points
*TOTAL	100 points

6. Displays

1. Size: 18" deep, 36" wide, and 36" high and must not require electricity).
2. For oversized displays, make arrangements with Superintendent.
3. Scoring

* Information given or idea expressed	40 points
* Subject/Main Idea "showcases" 4-H Project or Club	30 points
* Art, design, and lettering	20 points
* Construction	10 points
* TOTAL	100 points

CLASSES

Club Notebooks, Posters & Displays

- Class 9801. Secretary's Notebook
- Class 9802. Reporter's Notebook
- Class 9803. Treasurer's Notebook
- Class 9804. Club Project Notebook made by several members of a club
- Class 9805. Club Promotional Poster made by several members of a club
- Class 9806. Club Promotional Display made by several members of a club

Individual Notebooks, Posters & Displays

Junior Ages 7-9

- Class 9807. Notebook from any 4-H project
- Class 9808. Poster from any 4-H project
- Class 9809. Display from any 4-H Project
- Class 9810. Club Notebook made by an individual member
- Class 9811. Club Promotional Poster made by individual member
- Class 9812. Club Promotional Display made by an individual member

Intermediate Ages 10-13

- Class 9813. Notebook from any 4-H project
- Class 9814. Poster from any 4-H project
- Class 9815. Display from any 4-H project
- Class 9816. Club Notebook made by an individual member
- Class 9817. Club Promotional Poster made by an individual member
- Class 9818. Club Promotional Display made by an individual member

Senior Ages 14 & up

- Class 9819. Notebook from any 4-H project
- Class 9820. Poster from any 4-H project
- Class 9821. Display from any 4-H project
- Class 9822. Club Notebook made by an individual member
- Class 9823. Club Promotional Poster made by an individual member
- Class 9824. Club Promotional Display made by an individual

Department: 4-H J.A. Haas Building

DIVISION

4-H PHOTOGRAPHY

Superintendents: Jenny Wilson & Janet Fleske

Exhibit Check-In & Consultation: Wednesday, July 26 * 8:00 a.m.-1:00 p.m.

Exhibit Release: Saturday, July 29 * 7:00 p.m.-8:00 p.m. OR Sunday, July 30 * 7:00 a.m.-8:00 a.m.

SPECIAL AWARDS:

Grand Champion Photography Exhibit- Sponsored by Turf N Tree Pros LLC

Reserve Grand Champion Photography Exhibit-Sponsored by The Keith & Marian Mull Memorial-
Pawnee County 4-H Foundation.

RULES

1. Read 4-H General Rules & Regulations.
2. A total of 4 exhibits per 4-H'er in the Photography Division. Exhibitor may enter only in classes for level enrolled this year.
3. **Photos with live subject(s) on railroad right of way or taken from railroad right of way property will not be displayed or judged.**
4. Remove the white border from the photo print before mounting. All photos must be no larger than 8" x 10" and no smaller than 7" x 9" after trimming, except entries in Untouched Photo classes. Photos are to be mounted across the 11" dimension of an 11" x 12.5" **WHITE** studio mount (available at the Extension Office). The top edge of the print must be 1" below the top of the mount. The sides of the print must be equal distance from the two sides of the mount. A permanent mount should be made. No lettering, including dates, is permitted on the front of the mount or the photo.
5. **PLEASE BRING ALL PHOTOS MUST BE PROPERLY MOUNTED.** Any **Improperly Mounted Photos**, in any class, (unless otherwise noted in the class description) will be judged but **Not Displayed**. Improperly mounted photos will be awarded one ribbon lower than placing determined by the official judge.
Mounting Instructions can be emailed or found at the Pawnee County Extension Office.
7. Photographs taken with a digital camera and having no more adjustments than exposure, color intensity or correction, one click filter effects, red eye removal, cropping, dodging and burning should be entered in the standard color or black and white classes. HDR photos are to be entered in the standard photo class.
8. Digital Composite Image: Finished photo must be created from two or more original sources created by exhibitor. Photos will be judged on photographic merit as well as manipulation technique and process.
9. Photography will be judged by consultation, beginning 8:00 a.m., on Wednesday of the Fair. Schedules will be sent out to those entered. Parents and leaders can **LISTEN** in on the interview.
10. Sepia tones are considered color in 4-H.
11. No contact prints are used in any class.
12. If justified, a Champion and Reserve Champion will be selected in each Level and Additional Classes. Grand Champion and Reserve Grand Champion will be selected, if justified.

CLASSES (#- MARKS CLASSES OR 4-Her AGES INELIGIBLE FOR THE KANSAS STATE FAIR)

Level I

Class 9900. Untouched Photo – 4" x 6" photo. Print should be centered across the 11" x 12.5" sheet of white studio mount.

Class 4800. Color Photos 3 Years or Less in Project

Class 4803. Black and White Photos- 3 Years or Less in Project

Level II

Class 4801. Color Photos- 4-7 Years in Project

Class 4804. Black and White Photos- 4-7 Years in Project

Level III

Class 4802. Color Photos- 8 Years or More

Class 4805. Black and White Photos- 8 Years in Project

Department: 4-H John M. Lewis & Sons Livestock Center

DIVISION

4-H POULTRY

Superintendents: Cowell Family

Livestock/Animal Drop-Off: Wednesday July 26 * 7:00 a.m.

Check-In: Wednesday, July 26 * 4:30 p.m.

Livestock/Animal Release: Saturday July 29 * 10:00 p.m.

(LIVESTOCK SALE- page 18)

Friday, July 28 * 2:30 p.m. - Following the Dairy Show

RULES

1. Read 4-H General Rules & Regulations and 4-H Livestock Rules.
2. 4-H'ers **MUST**, to their best abilities, be the caregiver of their livestock/animals but may receive assistance from immediate family members or other current 4-H members eligible to exhibit at the County Fair when necessary.
3. Check in by 4:30 p.m. on the Wednesday of the Fair.
4. Each 4-H member is limited to 4 birds as standard breeds or 1 production or meat type class.
5. Each exhibitor is responsible for feeding and watering his/her own poultry.
6. Poultry: Champion and Reserve will be selected in each class.
7. Champion and Reserve Champion in each breed will be selected, except in the Standard breeds. In these classes, Champion and Reserve Champion female and male will be named.
8. Overall Grand Champion and Reserve Grand Champion will be selected in the Poultry and Pigeons Division.
9. Superintendent has the right to combine Pen of three classes (3205-3208) when there are too few entries.

CLASSES (#- MARKS CLASSES OR AGE INELIGIBILITY FOR THE KANSAS STATE FAIR)

Poultry

- Class 3201. Standard Breeds – Large Fowl, one young bird of either sex
- Class 3202. Standard Breeds – Large Fowl, one old bird of either sex
- Class 3203. Standard Breeds – Bantams, one young bird of either sex
- Class 3204. Standard Breeds – Bantams, one old bird of either sex
- Class 3205. Production Pullets – Pen of 3, Standard bred, crossbred, or strain cross pullets to be judged on egg production qualities only
- Class 3206. Production Hens – Pen of 3, Standard bred, crossbred, or strain cross hens to be judged on egg production qualities only
- Class 3207. Dual Purpose Pullets- Pen of 3, Such as Rhode Island Reds, New Hampshire, Plymouth Rocks, etc.
- Class 3208. Dual Purpose Hens- Pen of 3, Such as Rhode Island Reds, New Hampshire, Plymouth Rocks, etc.
- Class 3209. Turkeys, all breeds – one bird of either sex
- Class 3210. Ducks, Call or Bantam, all breeds; one bird of either sex.
- Class 3211. Ducks, all breeds – one bird of either sex
- Class 3212. Geese, all breeds – 1 bird of either sex
- # Class 1000. Exotic Birds – Peacocks, Guineas, Pheasants, Quail

Pigeons

Exhibitor may enter 2 birds per class. Designate breed on your entry form.

- # Class 1001. Old Cock
- # Class 1002. Young Cock
- # Class 1003. Young Hen
- # Class 1004. Old Hen

Department: 4-H John M. Lewis & Sons Livestock Center

DIVISION

4-H RABBITS

Superintendents: Kathy Hammeke & Elizabeth Fisher

Livestock/Animal Drop-Off- Wednesday, July 26 * 7:00 a.m.

Check-In: Wednesday, July 26 * 4:30 p.m.

Livestock/Animal Release: Saturday July 29 * 10:00 p.m.

(LIVESTOCK SALE- page 18)

Friday, July 28 * 3:00 p.m. - Following the Dairy and Poultry Shows

SPECIAL AWARDS:

Grand Champion Rabbit- Sponsored by David & Kathy Hammeke

Reserve Grand Champion Rabbit- Sponsored by David & Kathy Hammeke

Grand Champion Rabbit Showman- Sponsored by Leonard Grant and Family

Reserve Grand Champion Rabbit Showman- Sponsored by Leonard Grant and Family

RULES

1. Read 4-H General Rules & Regulations and 4-H Livestock Rules.
2. 4-H'ers **MUST**, to their best abilities, be the caregiver of their livestock/animals but may receive assistance from immediate family members or other current 4-H members eligible to exhibit at the County Fair when necessary.
2. Rabbits must be in the possession of the 4-H'er by June 1.
3. Each 4-H'er is encouraged to enter fur and showmanship. Exhibitors will need to be entered in a breed (buck/doe) class to be eligible to enter in showmanship.
4. Breeds must be exhibited in the designated classes by breed as recognized by the American Rabbit Breeders Association.
5. When pre-entering, list sex, breed, variety, and readable tattoo numbers on the entry form.
6. All rabbits are required to have a permanent tattoo in the rabbit's left ear. Superintendents will help with this if needed.
7. Each exhibitor is responsible for feeding and watering his/her own rabbits.
8. Same class, same variety, and same breed substitutions may be made after entered, except showmanship and fur.
19. Exhibitor must be present when rabbits are judged. All rabbits will be judged according to their breed standard as listed in the American Rabbit Breeders Association, Inc., current Standard of Perfection.
10. No crossbred rabbits are eligible to show. Rabbits must be purebred, but are not required to be registered.
11. Rabbits can only be entered in one fur class.
12. NO rabbits will be sold until after the exhibit release.
13. There will be a 12-animal limit.
14. Champion and Reserve Champion will be selected in each class, if justified. Champion and Reserve Champion in Each breed will show for Grand and Reserve Grand Champion in the Rabbit Division.
14. Please dress appropriately, including white coats when necessary.

Breed Class Information

16. Pre-Junior (under 3 months) classes only available in the following breeds: Argente Braun, Beveren, Blanc de Hotot, Californian, Champagne D'Argent, Checkered Giant, American Chinchilla, Giant Chinchilla, Cinnamon, Crème D'Argent, New Zealand, Palomino.
17. Juniors under 6 months, all breeds.
18. Intermediate (6-8 months) classes only available in the following breeds: American, Giant Angora, Argente Braun, Beveren Blanc de Hotot, Californian, Champagne D'Argent, Checkered Gian, American Chinchilla, Giant Chinchilla, Cinnamon, Crème D'Argent, Flemish Giant, English Lop, French Lop, New Zealand, Palomino, Satin and Silver Fox.

19. Senior, 6 months of age and over for all breeds other than those listed as having Intermediate Classes, 8 months of age and over for breeds having Intermediate Classes.

CLASSES

Breed Bucks/Does

- Class 3400. Senior buck. Eight months of age and over for breeds with Intermediate classes; six months and over for all other breeds.
- Class 3401. Senior doe. Eight months of age and over for breeds with Intermediate classes; six months and over for all other breeds.
- Class 3402. Intermediate buck. Only breeds listed above with Intermediate classes.
- Class 3403. Intermediate doe. Only breeds listed above with Intermediate classes.
- Class 3404. Junior buck. Under 6 months of age.
- Class 3405. Junior doe. Under 6 months of age.
- Class 3406. Pre-junior buck. Only breeds listed above with pre-juniors.
- Class 3407. Pre-junior doe. Only breeds listed above with pre-juniors.
- Class 3420. Meat pen. Three (3) rabbits, all one recognized breed and variety (broken varieties must be same color). Minimum weight 3½ pounds each. Maximum weight 5½ pounds each, and not over 70 days of age. Will be judged on their meat qualities, condition, uniformity and fur. Note to advisors, agents and leaders: Class 3420: Qualifying shows are held prior to the State Fair and meat pens that qualified will usually be too large and heavy by this show. Members may select a new, younger substitute meat pen of like quality to exhibit at the State Fair.

Fur

White and Colored Fur entries must be made from rabbits that are entered in the regular breed classes 3400-3407

- Class 3450. Normal White Fur
- Class 3454. Normal Colored Fur
- Class 3451. White Satin Fur
- Class 3455. Colored Satin Fur
- Class 3452. White Rex Fur
- Class 3456. Colored Rex Fur
- Class 3453. White Wool Fur
- Class 3457. Colored Wool Fur

Showmanship

- Class 3460. Showmanship, members 15 - 18. Years old as of Jan. 1 of current 4-H year
- Class 3461. Showmanship, members 13-14 years old as of Jan. 1 of current 4-H year
- Class 3462. Showmanship, members 11 - 12 years old as of Jan. 1 of current 4-H year
- Class 3463. Showmanship, members 9 - 10 years old. As of Jan. 1 of current 4-H year
- Class 1100. Showmanship, members 7-8 years old. As of Jan 1 of current 4-H year

Department: 4-H Larned Community Center
DIVISION
4-H READING

Superintendent: Jennifer, Ella and Emma McNett

Exhibit Check-In: Tuesday, July 25 * 8:00 a.m.-1:00 p.m.

Exhibit Release: Saturday, July 29 * 7:00 p.m.-8:00 p.m. OR Sunday, July 30 * 7:00 a.m.-8:00 a.m.

SPECIAL AWARDS:

Grand Champion Reading Exhibit- Sponsored by The E. Clifford Manry Memorial Pawnee County 4-H Foundation.

Reserve Grand Champion Reading Exhibit- Sponsored by The E. Clifford Manry Memorial- Pawnee County 4-H Foundation

RULES

1. Read 4-H General Rules & Regulations.
2. **No Kansas State Fair class in this Division.**
3. An exhibitor may enter one item in each class.
4. 4-H Record Book pages are not allowed to be used.
4. Individual Notebooks:

Notebooks Items Included:

- A completed and signed project record
- An introduction
- One paragraph on three favorite books the 4-Her has read
- Story about what the 4-Her has done in the project-and learned throughout the year.
 - Any goals set or planned activities (books read or wanting to reading)
 - Diary or Journal entry like information for books read
- Goals Set and Indications of those that were accomplished
- Planned Activities and indications of those that were accomplished
- Pictures pertaining to the members’ project are also suggested.

Notebook Scoring:

- *Introduction.....15 points
 - *Content55 points
 1. Main idea presented clearly/simple/forcefully
 2. Observer gains information clearly/concisely/informatively
 3. Subject/Main Idea “showcases” 4-H project
 4. Knowledge Gained/Learned by Exhibitor
 - *Organization.....15 points
 1. Visual Appeal- Letter Size, colors, symbol, models etc.
 - *Summary.....15 points
- *Total 100 points**

5. Posters

1. Size: are limited to 22” x 28”.
2. Either black and white, colors or collage may be used.
3. Subject may promote either the reading project or specific book.
4. They must be able to attach to the wall for display, so do not use items that cannot hang.
5. Scoring:

*Information given or idea expressed	40 points
* Subject/Main Idea “showcases” 4-H Project or Club	30 points
*Art, design, and lettering	20 points
<u>*Construction</u>	<u>10 points</u>
*TOTAL	100 points

7. Champion and Reserve Champion will be selected in the Junior and Senior Divisions, if justified. Overall Grand Champion and Reserve Grand Champion will be selected, if justified.

CLASSES

Junior- Ages 7-9 as of Jan.1 of Current 4-H year

Class 1200. Junior Reading Notebook

Class 1201. Junior Reading Poster

Senior-Ages 10 & up as of Jan. 1 Current 4-H year

Class 1202. Senior Reading Notebook

Class 1203. Senior Reading Poster

Department: 4-H John M. Lewis & Sons Livestock Center

DIVISION

4-H BREEDING EWE

4-H MARKET SHEEP

4-H SHEEP

Superintendent: Ted Van Horn

Livestock/Animal Dropoff: Wednesday, July 26 * 7:00 a.m.

Check-In: Wednesday, July 26 * 4:30 p.m.

Livestock/Animal Release: Saturday, July 29 * 10:00 p.m.

(ROUND ROBIN- page 17 * LIVESTOCK SALE- page 18 * CARCASS SHOW- see page 18)

Small Animal Show: Thursday, July 27 * 8:00 a.m.-Follows Swine Show

SPECIAL AWARDS:

Grand Champion Ewe- Sponsored by Ted Van Horn

Reserve Grand Champion Ewe- Sponsored by the Eldred Plumb Memorial and Donald & Phyllis Deege Memorial-Pawnee County 4-H Foundation

Grand Champion Market Lamb- Sponsored by the Eldred Plumb Memorial and Donald & Phyllis Deege Memorial-Pawnee County 4-H Foundation

Reserve Grand Champion Market Lamb- Pawnee County COOP

Champion Senior Showman- Sponsored by the Lyle & Ruth Traylor Memorial-Pawnee County 4-H Foundation

Reserve Champion Senior Showman- Sponsored by the Leonard Finger Memorial-Pawnee County 4-H Foundation

Champion Junior Showman- Sponsored by The Lyle & Ruth Traylor Memorial- Pawnee County 4-H Foundation

Reserve Champion Junior Showman- Sponsored by the Donald & Phyllis Deege Memorial-Pawnee County 4-H Foundation

1st Time 4-H Livestock Exhibitor/s at County Fair- Sponsored by the Judy Zook Memorial -Pawnee County 4-H Foundation

RULES

1. Read 4-H General Rules & Regulations, 4-H Livestock Rules, and Glenn Mull Family Memorial Livestock Sale Rules.
2. 4-H'ers **MUST**, to their best abilities, be the caregiver of their livestock/animals but may receive assistance from immediate family members or other current 4-H members eligible to exhibit at the County Fair when necessary.
3. Only lambs will be eligible to be shown in the market lamb and ewe lamb classes.
4. A 4-H'er may show only 2 breeding sheep and 2 market lambs.
5. Registration or Transfer papers for animals in the breeding classes must be in the names of the exhibitor. The "flock tag" number of the animal must match the flock number on the registration papers.
6. All sheep must be identified by an official USDA Scrapie ID tag.
7. If sheep is suspected of fungus it may be further inspected by veterinarian. If any lamb is rejected, all sheep that are transported together in the same trailer may be rejected.
8. All market sheep must have been identified in the exhibitor's name with approved 4-H ear tags on or before the county weigh-in date.
9. Only 6 animals will be tagged per 4-H'er for County Fair.
10. **Breeding ewes must be tagged and identified by June 15 (current year) or the Monday immediately following if June 15 falls on a weekend.**
11. Both wether and ewe lambs will be eligible to show in the market class, however, ewe lambs tagged and weighed as market lambs will not be eligible to show in the breeding class.

12. Sheep should be shown in short fleece, shorn one week or less ahead of the Fair.
13. While being judged, all four feet of the animal are to be in contact with the ground.
14. Superintendent will break breeding and market classes at their discretion.
15. If a registered sheep does not have a breed class that sheep will be shown in the "All Other Breeds (AOB)" Class
16. Show order will be posted in the livestock barn.
17. Breeding Sheep: Champion and Reserve Champion in each breed will be selected. First Blue ewes by breed will compete for Champion Ewe.
18. Market Lamb: The first and second blues in each class per breed will compete for Champion and Reserve Champion. Grand Champion and Reserve Grand Champion will be selected.
19. Showmanship: Exhibitors will be held following the sheep judging. Ribbon awards will be provided. Champion and Reserve Champion in Junior and Senior Divisions will show for Grand Champion and Reserve Grand Champion.
20. **THIS DIVISION IS NOT STATE FAIR QUALIFYING.** To qualify for State Fair nominations are due June 15 for market lambs and commercial ewes. Please contact the Agent to do so.

CLASSES

Breeding Ewe

Ewe Lamb- Born AFTER Jan. 1 of current year.

- Class 1300. Breeding Ewe Lamb-Dorset
- Class 1301. Breeding Ewe Lamb- Hampshire
- Class 1302. Breeding Ewe Lamb- Shropshire
- Class 1303. Breeding Ewe Lamb- Suffolk
- Class 1304. Breeding Ewe Lamb- Southdown
- Class 1305. Breeding Ewe Lamb-All Other Breeds (AOB)
- Class 1306. Breeding Ewe Lamb- Commercial

Yearling Ewe- Born between Jan. 1, 2022-Dec. 31, 2022

- Class 1307. Breeding Yearling Ewe- Dorset
- Class 1308. Breeding Yearling Ewe-Hampshire
- Class 1309. Breeding Yearling Ewe-Shropshire
- Class 1310. Breeding Yearling Ewe-Suffolk
- Class 1311. Breeding Yearling Ewe-Southdown
- Class 1312. Breeding Yearling Ewe-All Other Breeds (AOB)
- Class 1313. Breeding Yearling Ewe-Commercial

Market Lamb

Market lambs must have their teeth. Minimum weight is 90 lbs.

- Class 1314. Market Lamb-Dorset
- Class 1315. Market Lamb- Hampshire
- Class 1316. Market Lamb- Natural
- Class 1317. Market Lamb- Shropshire
- Class 1318. Market Lamb- Southdown
- Class 1319. Market Lamb- Speckle Face
- Class 1320. Market Lamb- Suffolk
- Class 1321. Market Lamb- All Other Breeds (AOB)
- Class 1322. Market Lamb- Crossbred

Showmanship

- Class 1323. Junior Division – 11 years of age and under as of Jan. 1 of current 4-H year
- Class 1324. Senior Division – 12 years of age and over as of Jan. 1 of current 4-H year

Department: 4-H John M. Lewis & Sons Livestock Center

DIVISION

4-H SHEPHERD'S LEAD

Superintendent: Karen Frick

Thursday, July 27 * 8:00 a.m. - Follows Fleece Wool Competition

SPECIAL AWARDS:

Grand Champion Shepherd's Lead- Sponsored by Melissa Frick Brossard

Reserve Grand Champion Shepherd's Lead- Sponsored by Melissa Frick Brossard

RULES

1. Read 4-H General Rules & Regulations and 4-H Livestock Rules.
2. Contest is open to all 4-H'ers. Participants may borrow a lamb or ewe.
3. Entrants must lead a lamb or ewe and be wearing a garment made of wool or wool blend.
- 4. Garments may be sewn, or purchased; and must have been either constructed or purchased within current 4-H year.**
3. Entries are due JULY 13. Descriptions are due JULY 15, or the Monday immediately after if July 15 falls on a weekend. No additions or corrections can be made to the description unless the animal dies or becomes injured.
4. Judging will be based on the attractiveness and suitability of the garment to the contestant, the contestant's artistry and appearance, and the contestant's ability to control and present the sheep at halter. There will be no consultation with the judge.
- 5. This class has No STATE FAIR CLASS.**

CLASSES

- Class 1400. Girls- Junior (age 7-9)
- Class 1401. Girls- Intermediate (age 10-13)
- Class 1402. Girls- Senior (14-18)
- Class 1403. Boys- Junior (age 7-9)
- Class 1404. Boys- Intermediate (age 10-13)
- Class 1405. Boys- Senior (14-18)

Department: 4-H J.A. Haas Building

DIVISION

4-H SHOOTING SPORTS

County Coordinator: Sabrina Lange

Youth & Family Trap Shoot-Monday, July 17, 2023 (See Page 11)

Educational Display Exhibit Check-In: Tuesday, July 25 * 11:00 a.m. – 12:30 p.m.

Exhibit Release: Saturday, July 29 * 7:00 p.m.-8:00 p.m. OR Sunday, July 30 * 7:00 a.m.-8:00 a.m.

Instructors

Air Rifle – Larry Stude, Wayne Wilcox, Jeff Holste

Air Pistol – Bob Rein

Shotgun – Larry Skelton, Nathan Barker, Kyle Grant

SPECIAL AWARDS:

Grand Champion Shooting Sports-Shotgun- Sponsored by The Clayton Buster Memorial-Pawnee County 4-H Foundation.

Reserve Grand Champion Shooting Sports-Shotgun- Sponsored by The Gary Shelton Memorial Pawnee County 4-H Foundation.

Air Rifle Champions- Novice, Intermediate & Advanced- Sponsored by Skelton Hay Company

1st, 2nd, and 3rd place Intermediate and Advanced 4-H Youth Shotgun- Sponsored by Jamie Kirby

1st, 2nd, and 3rd place Beginner 4-H Youth Shotgun-Sponsored by Discrete Defense Solutions (Bob Rein)

DISCIPLINE INFORMATION:

Air Pistol & Air Rifle: The spring disciplines compete at the Pawnee County Shoot-Out Spring Match in March. The participants of the Shoot-Out will receive medals based upon their scores. All individuals will be awarded during the fair. These ribbons will be given by the instructors based upon their overall participation, improvement, cooperation, and work ethic as evaluated during practices.

BB Gun (New for this year): The spring disciplines compete at the Pawnee County Shoot-Out Spring Match in March. The participants of the Shoot-Out will receive medals based upon their scores. All individuals will be awarded during the fair. These ribbons will be given by the instructors based upon their overall participation, improvement, cooperation, and work ethic as evaluated during practices.

Archery: In 2023, Archery did not take part in the Pawnee County Shoot-Out Spring Match in March, as this discipline started after the Spring Match was held.

Shotgun (New for this year): This discipline has practices in the spring and has their final competition at the Pawnee County Fair. Awards and ribbons are given out at the Fair Shoot, according to scoring and instructor decision. Read below for the competition rules.

Western Heritage (New for this year): This discipline has practices in the spring and has their final competition at the Pawnee County Fair. Awards and ribbons are given out at the Fair Shoot, according to scoring and instructor decision. Read below for the competition rules.

All: Champion and Reserve Champion will be awarded in each age division of each discipline. Grand Champion and Reserve Grand Champion will be determined by a consensus of Shooting Sports Leaders based on participation, leadership, citizenship, skill level improvement, and a positive representative of the Pawnee County Shooting Sports Program.

SHOTGUN

RULES

1. Read 4-H General Rules & Regulations.
2. Shotgun shells **MUST BE PURCHASED** at the range.
3. Open to all 4-H'ers who have completed the shotgun shooting sports project this year or any previous year.

CLASSES

- Class 1550. Novice Division Shotgun
- Class 1551. Intermediate Division Shotgun
- Class 1552. Advanced Division Shotgun

EDUCATIONAL DISPLAYS, POSTERS and NOTEBOOKS

RULES

1. Exhibits in this division are open to educational displays or promotional posters.
Follow copyright laws as explained in the General Rules as you are preparing your exhibit.
Take care to select durable materials to withstand State Fair conditions.
2. The exhibit size rule will be strictly enforced. Exhibits exceeding the size guidelines will be penalized one ribbon color.
3. Educational Display: Must be the standard tri-fold board ONLY, must not exceed standard tri-fold: 3' x 4'; no additional table space available for promotional brochures or display items; content not to exceed display board borders.
4. Promotional Posters: Must be flat and no larger than 22" x 30"; content not to exceed display board borders. will be displayed on wall.
5. Notebooks: No larger than 8 ½" x 11".
6. 4-H Record Book pages are not allowed to be used.
6. Exhibitors must comply with state and federal laws and Kansas State Fair Management.
7. No "live" ammunition containing propellant or explosive powders may be used in any display/poster/notebook.
An inert substitution must be used in lieu of powder and "live" ammunition, the substitution must be clearly described on the back of the poster, display or in a notebook.
8. The Pawnee County Fair Association or Pawnee County Extension Office are liable for the loss or damage of any personal property included as part of your poster, display or notebook.
9. Name, county or district, age and year in project should be on the front of the poster, display or notebook.
10. Exhibit topics regarding firearm care, handling, and shooting will only be accepted from Pawnee County 4-H Youth currently enrolled Shooting Sports and those that have actively participated in Shooting Sports.
11. Exhibits will not be accepted if they are related to reloads.

CLASSES

- Class 6200. Educational Display – Must be directly related to the 4-H Shooting Sports Project (standard tri-fold boards only, no larger than 3' x 4')
- Class 6201. Promotional Poster – Must promote **4-H Shooting Sports** (Flat poster, no larger than 22" x 30")
- Class 6202. Notebook – Contents pertain to some phase, results, story or information about 4-H Shooting Sports

Department: 4-H Larned Community Center
DIVISION
4-H STEM AGRICULTURE MECHANICS

Superintendent: Josh Riedel

Exhibit Check-In & Consultation: Tuesday, July 25 * 8:00 a.m.-1:00 p.m.

Exhibit Release: Saturday, July 29 * 7:00 p.m.-8:00 p.m. OR Sunday, July 30 * 7:00 a.m.-8:00 a.m.

Description: The project is starting with an emphasis on welding and smithing. It will expand as the project area grows. This project allows youth to explore areas of ag mechanics and metallurgy from repairing or repurposing items to the fabrication of new items. The intent is for this program start with foundational areas, some of which youth may already have, and allow them to continue to build on this knowledge, becoming more experienced.

RULES

1. 4-H members must be currently enrolled in the Kansas 4-H STEM Ag Mechanics (welding) project to exhibit in this division.
2. Each exhibitor may enter one exhibit per class. Exhibits must have been constructed or repaired during the current 4-H year. The exhibit must have been selected at the county level for entry at the State Fair. Counties or districts should select only top blue or purple ribbon Ag Mechanics exhibits which meet State Fair guidelines.
3. Wheeled exhibits must utilize a braking mechanism which prevents the exhibit from freely rolling while on display.
4. Exhibitors are responsible for providing sufficient braking or "chocks" for trailer exhibits to ensure that the exhibits do not move once positioned. If using a wheel "chocking" mechanism, the two individual blocks should be connected together as a pair of chocks, so they do not become separated. At least one pair of chocks should be placed on each side of the trailer to prevent movement.
5. For trailer exhibits the tongue of the trailer should have a locking mechanism (e.g. padlock) to prevent the trailer from being moved by unauthorized individuals while being displayed. A key for the locking mechanism should be left with the superintendent and labeled with the exhibitor's name, county, and phone number.
6. Each exhibit must be free-standing or sufficiently supported by an exhibitor supplied support system that is moveable and is part of the total demission's and weight of the exhibit as described previously. Exhibit display boards should have a portable and moveable base and examples should be firmly affixed to the board to ensure all parts of the display stay together. No exhibits may be staked to the ground for display.
7. Top heavy items should be braced or placed in a stand sufficient to prevent it from toppling over while on display.
8. Exhibits may not be bound, affixed, attached to the State Fair buildings, except by the superintendent, State Fair Staff, or State Fair Extension Staff.
9. Painting or spot painting is not allowed on projects after arrival on fairgrounds. If wet paint is detected by judges or superintendents one ribbon placing will be deducted.
10. Repair projects having adequate original finish need not be repainted.
11. Cutting surfaces, such as blades, are to have a protective covering over them to prevent injury. The covering should be easily removed and reinstalled for judging. Foam "pool noodles" and multiple layers of cardboard are acceptable.
12. Display cases for small exhibits are acceptable and must be easily opened so the item can be removed and examined as part of judging.
13. Exhibits that include weaponry of any kind will be disqualified. Weaponry is defined as any instrument, possession, or creation, physical and/or electrical that is intended to be used to inflict damage and/or harm to individuals, animal life, and/or property.
14. Trailers and large exhibits (those larger than 5 feet in any dimension) may be displayed outside, and exhibitors with such exhibits are to contact the Kansas State 4-H office NO LATER THAN August 24th to arrange placement time and location.
15. If the exhibit is powered by flammable liquids (gas, propane, kerosene, etc.) the fuel tank and lines should be drained and allowed to dry, to avoid spills and potential fires.

16. Electric powered (battery, corded, solar, or alternative energy) should have a primary shutoff or disconnect switch.
17. If a safety violation is noted by the judges, superintendent, or other staff, the exhibitor's exhibit, at the judges' discretion, will receive a deduction in ribbon 50 placement or a participation ribbon.
18. The exhibitor's name(s) and county or district must be tagged or labeled in a prominent location on the display.
19. Each exhibit, except for display boards, must include an Ag Mechanics information packet. Entry of just a packet without an accompanying exhibit is not a sufficient exhibit.
20. Each exhibitor is required to complete the "4-H STEM Ag Mechanics Exhibit Information Form" for each exhibit, except for display boards, which is available through your local K-State Research and Extension office or at <https://stem4ks.com/>. This form must be attached to the outside of a 10" x 13" manila envelope. Do not tie the envelope to the exhibit. All revisions of all forms previously released for the STEM division dated prior to current year are void for use and new forms must be obtained and used that are dated by the State 4-H Office for the current year.
21. Each exhibit information packet should include the following items:
 - a. Bill of materials for the project with associated costs, scrap items used may be listed as having a \$0.00 cost.
 - b. 1 to 5 pages of photos showing work on the exhibit, preferably from a beginning state to final or completed state.
 - c. If appropriate schematics or working drawings relating to the creation or repair, this is not required for display boards.
 - d. If appropriate operating instructions.
22. Additionally, exhibitors may create an optional video (not required) about their project showing its operation and the work they have done. This allows judges to get a better understanding of the exhibit and allows the youth the opportunity to fully demonstrate their exhibit. The video should be no longer than 8 minutes and should be placed on a USB drive. These videos may also be considered for inclusion in a running video loop in the STEM area at the state fair after review by judges, superintendent(s), and extension staff. Adult guardians must complete the video release included with the exhibit form. If the release is not completed the video will not be included in the video loop on display in the STEM area at the Kansas State Fair. a. FOR COUNTY FAIRS with consultation judging, it is recommended that the video elements be waived in favor of talking with the exhibitor.

CLASSES

Introductory - Level 1 classes (about 1 - 3 years of experience)

This level is designed for youth with little to no exposure in the project area so that they can gain an understanding of basic principles and methods in the given area.

Class 5550. Welding display board – a 3 foot by 3-foot display board with different pieces of metal attached illustrating different types of welds, each weld being labeled.

Class 5551. Level 1 Welding Ag Repair – repair of ag equipment with welding.

Class 5552. Level 1 Welding Ag Fabrication – creation of new ag equipment with welding.

Class 5553. Level 1 Welding general repair – repair of non-ag equipment with welding.

Class 5554. Level 1 Welding general fabrication – creation of non-ag equipment with welding.

Class 5555. Level 1 Welding artistic fabrication – creation of artistic or interpretive pieces with welding.

Class 5556. Level 1 Brazing repair.

Class 5557. Level 1 Brazing fabrication.

Class 5558. Smithing display board – a 3 foot by 3-foot display board with different pieces of forged metal attached illustrating different forms, each form being labeled.

Class 5559. Level 1 Smithing – A design forged with at least one formed element (twists or spirals for example)

Experienced – Level 2 classes (about 4 - 6 years of experience)

This level is designed for youth some experience in the project area allowing them to expand on common principles and methods in the given area.

Class 5560. Level 2 Welding ag repair – repair of ag equipment with welding.

Class 5561. Level 2 Welding ag fabrication – creation of new ag equipment with welding.

Class 5562. Level 2 Welding general repair – repair of non-ag equipment with welding.

- Class 5563. Level 2 Welding general fabrication – creation of non-ag equipment with welding.
- Class 5564. Level 2 Welding artistic fabrication – creation of artistic or interpretive pieces with welding.
- Class 5565. Level 2 Brazing repair.
- Class 5566. Level 2 Brazing fabrication.
- Class 5567. Level 2 Smithing – A design forged with at least two different formed elements (twists and spirals for example)

Advanced – Level 3 classes (about 7 - 9 years of experience)

This level is designed for youth with vast experience in the project area allowing them to master common principles and methods and expand on advanced techniques in the given area.

- Class 5570. Level 3 Welding ag repair – repair of ag equipment with welding.
- Class 5571. Level 3 Welding ag fabrication – creation of new ag equipment with welding.
- Class 5572. Level 3 Welding general repair – repair of non-ag equipment with welding.
- Class 5573. Level 3 Welding general fabrication – creation of non-ag equipment with welding.
- Class 5574. Level 3 Welding artistic fabrication – creation of artistic or interpretive pieces with welding.
- Class 5575. Level 3 Brazing repair.
- Class 5576. Level 3 Brazing fabrication.
- Class 5577. Level 3 Smithing – A design forged with at least three different formed elements (twists, spirals, and bulbs for example)

Master – Level 4 classes (10 or more years of experience)

This level is designed for youth substantial experience in the project area allowing them to master advanced techniques in the given area.

- Class 5580. Level 4 Welding ag repair – repair of ag equipment with welding.
- Class 5581. Level 4 Welding ag fabrication – creation of new ag equipment with welding.
- Class 5582. Level 4 Welding general repair – repair of non-ag equipment with welding.
- Class 5583. Level 4 Welding general fabrication – creation of non-ag equipment with welding.
- Class 5584. Level 4 Welding artistic fabrication – creation of artistic or interpretive pieces with welding.
- Class 5585. Level 4 Brazing repair.
- Class 5586. Level 4 Brazing fabrication.
- Class 5587. Level 4 Smithing – A design forged with at least four different formed elements (twists, spirals, and bulbs for example)

Department: 4-H Larned Community Center

DIVISION

4-H STEM ARCHITECTURAL BLOCK CONSTRUCTION

Superintendent: Russell Linderer

Exhibit Check-In: Tuesday, July 25 * 8:00 a.m.-1:00 p.m.

Exhibit Release: Saturday, July 29 * 7:00 p.m.-8:00 p.m. OR Sunday, July 30 * 7:00 a.m.-8:00 a.m.

****THIS DIVISION HAS BEEN COMPLETELY REWORKED FOR 2023****

Description: The STEM ABC exhibit area focuses on using architectural blocks (such as Lego®) to construct dioramas. This project allows youth to explore architectural design in a three-dimensional space. The intent for this program is to allow youth to explore the construct and gain knowledge through interaction with a common toy. This division is not intended for youth wishing to exhibit constructed kits. Kits and non-diorama displays should not be displayed in this division.

1. 4-H members must be currently enrolled in the Kansas 4-H STEM – Architectural Block Construction project to exhibit in this division.
2. Each exhibitor may enter one exhibit per class. Exhibits must have been constructed during the current 4-H year.
3. Total exhibit dimensions may not exceed 2 feet high, by 2 feet wide, by 2 feet deep.
4. The minimum exhibit dimensions must be at least 6 inches wide by 6 inches deep.
5. All exhibits should be placed in a sturdy see-through enclosure with a top, bottom, and 4 sides. A clear tub turned upside down with the exhibit placed on the lid would be an acceptable enclosure. This is to keep exhibit components from being “scattered to parts unknown” at the fair. The outer dimensions of the enclosure **do not count** towards the total exhibit dimensions, but should not be excessive.
6. All components used in construction should be dust free, clean, and free of chips, scuffs, or cracks.
7. Gaps or cracks should not be visible between assembled blocks unless they fit with the story, for example, an earthquake.
8. The primary building component should be interlocking blocks, commonly referred to by the brand name of Lego®.
9. Other components can be integrated into dioramas to illustrate architectural aspects that may be difficult to convey with traditional interlocking blocks, for example, marbles for small round objects.
10. The use of existing “store bought” sets for major elements of the display is not allowed, use of figurines from sets is allowed as are using individual bricks to create something different than the set it came from. The intent is to ensure fairness among exhibitors and encourage creativity instead of just following a set of plans.
11. Dioramas should be suitably complex and have multiple elements, for example, a camp site that has a log cabin, a tree fort, and a car.
12. All dioramas should have a story, which is part of the information pack, that describes what is happening in the diorama; this can be as simple (the nursery rhyme “Jack and Jill” for example) or complex as needed to explain to someone looking at the exhibit what is happening.
13. Vehicles that are intended to stay in a single place should be affixed to base plates with sticky tack, hot glue, or other method
14. Mechanical enhancements or motion elements that add motion to the diorama are acceptable and encouraged. For example, merry-go-rounds, doors, elevators, gears, marbles going down a channel, flapping wings, animatronics, etc. If included judges should be able to use them and instructions should be provided for operation either in the story or on a separate page.
15. Artistic designs, for example recreating paintings like the “Mona Lisa” or “Starry Night” and sculptures like “David” are not permitted as exhibits and one ribbon placing will be deducted. These exhibits should be displayed in Visual Arts.
16. The exhibitor’s name(s) and county or district must be tagged or labeled in a prominent location on the display, additionally the display case should have the exhibitor’s information attached to it as well, as the top part of the

case may be separated from the display

17. Each exhibit must include an Architectural Block Construction information packet.
18. Entry of just a packet without an accompanying exhibit is not a sufficient exhibit.
19. Each exhibitor is required to complete the "4-H STEM Architectural Block Construction Exhibit Information Form" which is available through your local K-State Research and Extension office or at <https://stem4ks.com/>. This form must be attached to the outside of a 10" x 13" manila envelope. Do not tie the envelope to the exhibit. All revisions of forms previously released for the STEM division dated prior to current year are void for use and new forms must be obtained and used that are dated by the Kansas State 4-H Office for the current year.
20. Each exhibit information packet should include the following items:
 - a. 1 to 5 pages of photos showing work on the exhibit, preferably from a beginning state to final or completed state, these help in determining where a part might go in case something comes loose.
 - b. If appropriate, operating instructions for mechanical portions of the diorama.
21. **CONSULTATIVE JUDGING -All exhibits will be judged at an appointed consultative time. A schedule will be sent to members.** Parents are asked to listen to the judges and allow the member to answer the questions asked by the judge.
22. **All exhibitors at the time of consultation will be given a 10-minute maximum time limit to speak with the judge. This will be strictly enforced.**

CLASSES

Introductory (ages 7-8) as of Jan. 1 of the current 4-H year

Class 1600. Beginner Interlocking brick diorama built from scratch

Intermediate (ages 9-13) as of Jan. 1 of the current 4-H year

Class 5710. Interlocking brick diorama built from scratch

Senior (ages 14 and up) as of Jan. 1 of the current 4-H year

Class 5711. Advanced interlocking brick diorama built from scratch.

Department: 4-H Larned Community Center

DIVISION

4-H STEM: ASTRONOMY

Superintendents: Russell Linderer

Exhibit Check-In: Tuesday, July 25 * 8:00 a.m.-1:00 p.m.

Exhibit Release: Saturday, July 29 * 7:00 p.m.-8:00 p.m. OR Sunday, July 30 * 7:00 a.m.-8:00 a.m.

RULES

1. The 4-H member must be currently enrolled in the 4-H STEM - Astronomy project to exhibit in this division.
2. Each exhibitor may enter one exhibit per class. Exhibit must have been completed during the current 4-H year.
3. Telescopes entered in this division may be built from a kit or by original design. Pre-finished telescopes, which require no construction or painting are not acceptable exhibits.
4. Telescopes are limited to no more than six feet in length. They must be placed on a stationary stand that does not allow the telescope to roll and/or fall over. The stand cannot extend past two feet in length or width.
5. Each telescope exhibit must include a "4-H Astronomy Exhibit Information Form," which is available through your local K-State Research and Extension office or at <https://stem4ks.com/>. This form must be attached to the outside of a 10" x 13" manila envelope. Do not tie the envelope to the exhibit. All revisions of forms previously released for the STEM division dated prior to current year are void for use and new forms must be obtained and used that are dated by the Kansas State 4-H Office for the current year. You must also include construction plans (or a photocopy) for the telescope and place it inside the manila envelope.
6. Two photographs showing telescope construction and operation are required. Photographs should be mounted on one side of an 8 ½" x 11" page. A brief caption should accompany each photograph. Place photos in the 10" x 13" manila envelope.
7. The telescope must be properly assembled and painted with a smooth and uniform finish.
8. Decals, if used, should be attached smooth and tight.
9. Telescopes designed by the exhibitor must be original, not a modification of an existing kit.
10. Exhibitor's name, county or district, age, and year(s) in project must be tagged or labeled in a prominent location on the telescope.
11. If a safety violation is noted by the judges, superintendent, or other staff, the exhibitor's exhibit, at the judges' discretion, will receive a participation ribbon.
12. **CONSULTATIVE JUDGING -All exhibits will be judged at an appointed consultative time. A schedule will be sent to members.** Parents are asked to listen to the judges and allow the member to answer the questions asked by the judge.
13. **All exhibitors at the time of consultation will be given a 10-minute maximum time limit to speak with the judge. This will be strictly enforced.**

CLASSES (#- MARKS CLASSES OR AGES INELIGIBLE FOR THE KANSAS STATE FAIR)

Junior Ages 7-8 as of Jan. 1 of the current 4-H year

Class 1601. Telescope made from kit

Class 1602. Telescope made from original design

Senior Ages 9-18 as of Jan. 1 of the current 4-H year

Class 5500. Telescope made from kit.

Class 5501. Telescope made from original design.

Department: 4-H Larned Community Center

DIVISION

4-H STEM: COMPUTERS

Superintendents: Russell Linderer

Exhibit Check-In & Consultation: Tuesday, July 25 * 8:00 a.m.-1:00 p.m.

Exhibit Release: Saturday, July 29 * 7:00 p.m.-8:00 p.m. OR Sunday, July 30 * 7:00 a.m.-8:00 a.m.

PURPOSE:

The Kansas 4-H STEM Computer System portion of the computer project is designed to allow 4-H members to explore how information is moved from one part of the computer to the other; how information is moved between two or more computer systems (networking); how information is stored; or how information is acted on (programming).

RULES

1. Any item which IS NOT a notebook, display board, or poster displayed in this class is considered a “computer system” exhibit and MUST follow the rules set forth below.
2. The actual construction of computer hardware (i.e., building a computer, electronic devices with a motherboard-based manipulation) will remain in the Energy Management division.
3. 4-H members must be currently enrolled in the 4-H STEM – Computers project to exhibit in this division.
4. Each exhibitor may enter one exhibit per class. Exhibits must have been completed during the current 4-H year.
5. If a safety violation is noted by the judges, superintendent, or other staff, the exhibitor’s exhibit, at the judges’ discretion, will receive a participation ribbon.
6. All exhibits must be:
 - a. Self-contained on a USB drive (thumb drive, flash drive, jump drive, or other any other name for a small USB storage device; the rules will use “USB drive”). This means that a judge can plug in the USB drive into a computer and run the exhibit as described below, or
 - b. System -On-A-Chip (SOC) (such as Raspberry Pi) or a Micro-Controller (such as an Arduino or Ozobot) AND is a compact (less than 8”X 8”X 8”) system, which can be programmed AND requires minimal assembly to operate (e.g. connecting power, display, and keyboard/mouse cables). Referred to as a “chip system” through the rest of the rules.
7. Physical computers such as tablets, smart phones, laptops, or personal computers (PCs) will not be accepted as an exhibit.
8. “Chip system” may use/include GPIO bread boards or HATs (Hardware Attached on Top) the size of which is not included in the size of the chip system however the total size of the chip system and GPIO devices may not exceed 24”X24”X24” including any protective enclosures.
9. Any attached GPIO devices are not judged for electrical construction or quality as this division is focused on the operational aspects of the system that have automated articulated structures (arms, wheels, grippers, etc.) which the exhibitor constructed, some of these systems can also be classified as a STEM Robot, and the exhibitor must decide which division to exhibit in as the exhibit may not be entered in both divisions.
10. For chip system, all electric components of the system must be adequately covered or concealed with a protective enclosure. Paper is NOT considered an adequate enclosure or covering for the electrical components.
11. All revisions of all forms previously released for the STEM division either undated or dated prior to current year are void for use and new forms must be obtained and used that are dated by the Kansas State 4-H Office for the current year. Use of old forms will result in the loss of one ribbon placing for exhibits.
12. For all computer system entries, the following items are required as part of an exhibit packet:

- a. A manila envelope with the Computer Exhibit Form, which is available through your local K-State Research and Extension office or at <https://stem4ks.com/>. This form must be attached to the outside of a 10" x 13" manila envelope. Do not tie the envelope to the exhibit.
 - b. A USB drive labeled with the 4-Hers name, county/district, and club; in a way that does not prevent it from being plugged into a computer.
 - c. For exhibits that are entered on USB drives, at least one (1) graphic (picture, screen shot/capture, slide, etc.) of the project must be printed out on an 8.5" X 11" sheet of paper, placed in a plastic sheet protector, to allow for proper display and recognition. Additionally, this graphic should be included on the USB drive and given the name "display graphic." This is what will be displayed during the fair. On the back side of the graphic the 4-Her's name, county/district, and club should be listed.
 - d. Instructions to run any part of the exhibit on the USB drive. (There should be at least three (3) items in your manila envelope: USB drive, graphic and instructions).
13. Each exhibit must be accompanied by a "4-H Engineer's Journal." The engineer's journal should be typed. It can either be included electronically on the USB drive (preferred) or printed and placed in the manila envelope.
 - a. The "4-H Engineer's Journal" should start with a dated entry describing what the 4-H member is trying to accomplish/build.
 - b. The "4-H Engineer's Journal" should conclude with a dated entry describing what the 4-H member achieved in creating. (The start and end many times will be different. The judges are interested in the journey).
 - c. Additional entries in the "4-H Engineer's Journal" should be made as progress occurs describing successes and failures; as well as the steps done and any sources of information including links used.
 - d. Pictures can also be included in the "4-H Engineer's Journal" but should not be more than 50% of the entries.
 - e. The "4-H Engineer's Journal" should contain at least one graphic.
 - f. The "4-H Engineer's Journal" must be at least 3 pages in length.
 - g. An example of a "4-H Engineer's Journal" can be found at <https://stem4ks.com/>.
 - h. The "4-H Engineer's Journal" will comprise 50% of the overall exhibit score. Failure to include a "4-H Engineer's Journal" will result in the exhibit being disqualified.
 14. It is recommended that 4-Hers bring a computer that will run their project to the fair for judging as judges typically do not bring computers with them. Operating instructions are still required.
 15. If the exhibit is a program, application, app, web site, or requires any coding, the source code must be included on the USB drive. Failure to include a copy of the "source code" may result in up to one ribbon place deduction.
 16. Diagrams or decision trees showing the logical flow of the system must be included on the USB drive for all exhibits.
 17. Since there is no consultative judging at the Kansas State Fair, a set of instructions must be provided to run the computer system /application. These instructions should be printed off and included in the exhibit package and a copy should be included on the USB drive. Instructions should be written as though you were helping a less techy person, (like a grandparent) use the USB drive with a computer similar to what is described in rule 9 below. An example of instructions can be found at <https://stem4ks.com/>
 18. Each exhibit MUST include a video of the youth following their instructions for operation. For presentations, such as PowerPoint, this should include delivering the presentation. This allows judges to get a better understanding of the exhibit and allows the youth the opportunity to fully demonstrate their exhibit. The video should be no longer than 8 minutes and should be placed on the USB drive.
 19. Each exhibit must accomplish a specific automated task using a computer, a chip system, URL, or virtual machine (VM).
 20. Kanas State Fair Judge(s) in the computer system division will have a physical computer with the following minimum configuration to test exhibits with and view files:

- a. Microsoft Windows® 10 or Windows® 11
 - b. Microsoft Office® 365 (Excel, Power Point, & Word)
 - c. Microsoft Visual Studio®
 - d. Microsoft Edge Browser®
 - e. Mozilla Firefox® Browser
 - f. Google Chrome® Browser
 - g. Adobe Acrobat Reader®
 - h. Apache OpenOffice®
 - i. VMware Player Windows 64bit
 - j. Scratch Desktop editor (offline version)
21. The STEM judges will have internet access at the Kansas State Fair. Internet based content may be included in exhibits. Exhibitors should take great care and only go on-line with their guardian’s permission. User names and passwords should not be included in exhibits. If they are required to view the content, a temporary user account and password should be created for judging at the Kansas State Fair, once judging is complete the user name and password should be disabled on the account. If a separate user account is not possible, the content should be included as part of the video. **YOU SHOULD NOT SHARE YOUR USER NAME OR PASSWORD WITH OTHERS.**
22. Kansas 4-H STEM has made available Linux Virtual Machines (VMs) that can be downloaded and used to create projects on such as web servers, networking, and many other projects. For more information on how these VMs can be leveraged or to download them visit <https://stem4ks.com/>. 4-Hers are not required to use the VMs in their projects. They are optional.
23. All licensing should be adhered to for any software used in the exhibit. Failure to do so will result in a reduction of one ribbon placing and may not be considered for best of show.
24. The creation of viruses, malware, malicious applications or code, defamatory language or graphics, bullying, or any material that is “mean,” “dangerous,” or harmful according to the judge’s opinion will result in the exhibit being disqualified.
25. Pictures or still graphics created are not eligible for entry as a project in this division and should be entered in the appropriate photography division.
26. Judging will be based on a score sheet which can be found at <https://stem4ks.com/>. There are four (4) areas each exhibit will be judged on. They are:
- a. 4-H Engineers Journal (what I learned to make it work), 50% overall score
 - b. Instructions (how I help others make it work), 25% overall score
 - c. Functionality (does it work), 12% overall score
 - d. Diagrams (and code if applicable) (how I think it works), 13% overall score

Classes

Junior- Ages 7-8 as of Jan. 1 of the Current 4-H Year

- # Class 1604. Computer program, application, app, script, or coded system that is new and unique (not merely a file run in a program, such as a 'word document' or a picture drawn in 'Microsoft Paint').
- # Class 1605. Computer presentation (power point, web page/site, animated graphics such as gifs, etc.)
- # Class 1606. Single computer system (web server, database server, etc.) represented as a virtual machine.
- # Class 1607. Networked system consisting of two or more virtual machines.
- # Class 1608 . Chip system - a small (8"X8"X8") programmed physical device that accomplishes a specific task.

Senior- Ages 9-18 as of Jan. 1 of the Current 4-H Year

- Class 5590. Computer program, application, app, script, or coded system that is new and unique (not merely a file run in a program, such as a 'word document' or a picture drawn in 'Microsoft Paint').
- Class 5591. Computer presentation (power point, web page/site, animated graphics such as gifs, etc.)
- Class 5592. Single computer system (web server, database server, etc.) represented as a virtual machine.
- Class 5593. Networked system consisting of two or more virtual machines.
- Class 5594. Chip system - a small (8"X8"X8") programmed physical device that accomplishes a specific task.

Department: 4-H Larned Community Center
DIVISION
4-H STEM EDUCATIONAL EXHIBITS:
POSTERS, NOTEBOOKS AND DISPLAY BOARDS

Superintendent: Russell Linderer

Exhibit Check-In: Tuesday, July 25 * 8:00 a.m.-1:00 p.m.

Exhibit Release: Saturday, July 29 * 7:00 p.m.-8:00 p.m. OR Sunday, July 30 * 7:00 a.m.-8:00 a.m.

Purpose: To allow 4-H'ers to explore STEM outside the bounds of traditional projects for rockets, robotics, astronomy, computers and unmanned aerial systems. All posters, notebooks and display boards are listed in this section and have been removed from the individual sections to save space.

1. The General Exhibit rules for ALL STEM categories apply.
2. For notebooks, display boards, and posters, no additional exhibit information is required; no manila envelope is needed for these exhibits.
3. Exhibits are to have a clear link to the STEM areas of astronomy, computers, rocketry, robotics, or unmanned aerial systems, educational exhibits outside of these STEM areas should be displayed in the other program areas.
4. 4-H Record Book pages are not allowed to be used.
5. Exhibits in posters, notebooks and display boards must contain substantial supporting educational materials.
6. Educational display boards, posters and notebooks should be creative and showcase details about the knowledge learned in the project during the current 4-H year. Value is placed on youth who can demonstrate how their skills have increased while completing the project. Each exhibit will be judged on uniqueness, creativity, neatness, accuracy of material, knowledge gained, and content. An exhibit judging score sheet is available at <https://stem4ks.com/>. For example, a rocket that may have crashed and/or is highly damaged may be made into an educational display or poster that tells a great story with many lessons learned.
7. Follow copyright laws, citing all sources of information in a standard notation. Sources of information must be cited on the front of your exhibit, including all posters and educational display boards.
8. Educational displays are not to exceed a standard commercial 3'x 4' tri-fold display board. No card table exhibits will be allowed. Care should be taken to use durable materials that will withstand fair conditions.
9. "Construction Kits" that are part of Educational displays must be contained in cases (tackle boxes, sealable containers, etc.) that may not be larger than 1' X 2' X 2' and must have a latch which securely keeps all components contained in the "Construction Kits". Other components are to adhere to appropriate dimensions as stated elsewhere.
10. Educational Project notebooks must be organized in a 3-ring binder.
11. Any three-dimensional poster or display board exhibits may not be thicker than 2 inches.
12. Engines and igniters for rockets ARE NOT permitted with the exhibit and constitute an immediate disqualification. This is for safety reasons and includes both spent and live engines.
13. Exhibitor's name, county or district, age, and year(s) in project must be tagged or labeled in a prominent location on the, notebook, and/or "Construction Kit." For education displays and/or posters the exhibitor's name, county, or district, age, and year(s) in project must be tagged or labeled on the back of the exhibit. Failure to label an exhibit may result in one ribbon placing deduction.
14. Exhibits should possess the following qualities (in no particular order):
 - a. A central theme
 - b. What you want others to learn
 - c. Be designed and constructed in a manner befitting the exhibit
 - d. Be something you are interested in
 - e. Be related to Astronomy, Computer Systems, Robotics, Rocketry, or Unmanned Aerial Systems

- f. As well as those characteristics described above.
15. If a safety violation is noted by the judges, superintendent, or other staff, the exhibitor's exhibit, at the judge's discretion, will receive a participation ribbon.

CLASSES

Astronomy

- # Class 1609 Junior Astronomy Educational Display (Ages 7-8)
- # Class 1610 Junior Astronomy Educational Notebook (Ages 7-8)
- # Class 1611 Junior Astronomy Educational Poster (Ages 7-8)
 - Class 5731. Intermediate Astronomy Educational Display (Ages 9-13)
 - Class 5732. Intermediate Astronomy Education Notebook (Ages 9-13)
 - Class 5733. Intermediate Astronomy Educational Poster (Ages 9-13)
 - Class 5736. Senior Astronomy Educational Display (Ages 14 years and older)
 - Class 5737. Senior Astronomy Education Notebook (Ages 14 years and older)
 - Class 5738. Senior Astronomy Educational Poster (Ages 14 years and older)

Rocketry

- # Class 1612. Junior Rocketry Educational Display (Ages 7-8)
- # Class 1613. Junior Rocketry Notebook (Ages 7-8)
- # Class 1614. Junior Rocketry Poster Board (Ages 7-8)
 - Class 5741. Intermediate Rocketry Educational Display 9-13
 - Class 5742. Intermediate Rocketry Notebook 9-13
 - Class 5743. Intermediate Rocketry Poster Board 9-13
 - Class 5746. Senior Rocketry Education Display 14+
 - Class 5747. Senior Rocketry Notebook 14+
 - Class 5748. Senior Rocketry Poster Board 14+

Robotics

- # Class 1615. Junior Robotics Educational Display (Ages 7-8)
- # Class 1616. Junior Robotics Educational Notebook (Ages 7-8)
- # Class 1617. Junior Robotics Educational Poster (Ages 7-8)
 - Class 5756. Intermediate Robotics Educational Display (Ages 9-13)
 - Class 5757. Intermediate Robotics Educational Notebook (Ages 9-13)
 - Class 5758. Intermediate Robotics Educational Poster (Ages 9-13)
 - Class 5761. Senior Robotics Educational Display (Ages 14 years and older)
 - Class 5762. Senior Robotics Educational Notebook (Ages 14 years and older)
 - Class 5763. Senior Robotics Educational Poster (Ages 14 years and older)
 - Class 5766. Team Robotics Educational Display
 - Class 5767. Team Robotics Educational Notebook
 - Class 5768. Team Robotics Educational Poster

Computers

- # Class 1618. Junior Computer Educational Poster (Ages 7-8)
- # Class 1619. Junior Computer Display Board (Ages 7-8)
- # Class 1620. Junior Computer Notebook (Ages 7-8)
 - Class 5771. Intermediate Computer Educational Poster (Ages 9-13)
 - Class 5772. Intermediate Computer Display Board (Ages 9-13)
 - Class 5773. Intermediate Computer Notebook (Ages 9-13)
 - Class 5776. Senior Computer Educational Poster (Ages 14 years and older)
 - Class 5777. Senior Computer Display Board (Ages 14 years and older)

Class 5778. Senior Computer Notebook (Ages 14 years and older)

Unmanned Aerial Systems

- # Class 1621. Junior Unmanned Aerial Systems Educational Poster (Ages 7-8)
- # Class 1622. Junior Unmanned Aerial Systems Display Board (Ages 7-8)
- # Class 1623. Junior Unmanned Aerial Systems Notebook (Ages 7-8)
- Class 5781. Intermediate Unmanned Aerial Systems Educational Poster (Ages 9-13)
- Class 5782. Intermediate Unmanned Aerial Systems Display Board (Ages 9-13)
- Class 5783. Intermediate Unmanned Aerial Systems Notebook (Ages 9-13)
- Class 5786. Senior Unmanned Aerial Systems Educational Poster (Ages 14 years and older)
- Class 5787. Senior Unmanned Aerial Systems Display Board (Ages 14 years and older)
- Class 5788. Senior Unmanned Aerial Systems Notebook (Ages 14 years and older)

Department: 4-H Larned Community Center

DIVISION

4-H STEM: ROBOTICS

Superintendents: Russell Linderer

Exhibit Check-In & Consultation: Tuesday, July 25 * 8:00 a.m.-1:00 p.m.

Exhibit Release: Saturday, July 29 * 7:00 p.m.-8:00 p.m. OR Sunday, July 30 * 7:00 a.m.-8:00 a.m.

RULES

1. Read 4-H General Rules & Regulations.
2. No more than one robot per class.
3. A good source for more information is <https://stem4ks.com/>.
4. The 4-H members must be currently enrolled in the 4-H STEM-Robotics project to exhibit in this division.
5. Exhibit must have been constructed and/or completed during the current 4-H year.
6. Each robot must be free-standing, without the need for additional supports in order to be moved or exhibited.
7. Exhibit must include a robot, information packets are not a sufficient exhibit.
8. Robots must have automated articulated structures (arms, wheels, grippers, etc.). Game consoles that display on a screen are not considered robots and should either be entered in computer systems division or energy management project. Robots requiring no assembly, just programming, such as Ozobots, are considered computer system projects as the skill is focused on the programming not on the construction of the robot.
9. Robot dimensions should not exceed 2 feet high, by 2 feet wide, by 2 feet deep. Weight may not exceed 15 pounds. If displayed in a case (not required but strongly encouraged for the county fair) the outside case dimensions may not be more than 26 inches in height, width, or depth.
10. Materials including but not limited to obstacles, spare batteries, and mats for testing the robot may brought by the exhibitor on the day of judging and those materials not essential to the exhibit may be taken home following completion of judging.
11. All electric components of the robot must be adequately covered or concealed with a protective enclosure. Paper is NOT considered an adequate enclosure or covering for electrical components.
12. Robots may be powered by an electrical, battery, water, air or solar source only. Junk drawer robots may be powered by a non-traditional power source. Robots powered by fossil fuels/flammable liquids will be disqualified. Robots that include weaponry of any kind will be disqualified. Weaponry is defined as any instrument, possession or creation, physical and/or electrical that could be used to inflict damage and/or harm to individuals, animal life, and/or property. Example: A robot that shoots a foam dart is acceptable whereas a robot with a knife wouldn't be.
13. Remote controlled robots are allowed under certain conditions provided that the robot is not drivable. Robotic arms (hydraulic or electric) are allowed. A remote is allowed provided more than a single action happens when a single button is pressed on the remote, for example "a motor spins for 3 seconds, at which point an actuator is triggered, then the motor spins for 3 more seconds." Remote controlled cars, boats, planes and/or action figures, etc. are not allowed.
14. Each robot must be in working condition. The judges will operate each robot to evaluate its workmanship and its ability to complete its intended task. In the event the robot uses a phone, tablet, or similar device for programming AND control of the robot, a video can be used to evaluate the working condition of the robot.
15. Each exhibitor is required to complete the "4-H STEM Robotics Exhibit Information Form" which is available through your local K-State Research and Extension office or at <https://stem4ks.com/>. This form must be attached to the outside of a 10" x 13" manila envelope. All revisions of all forms previously released for the STEM division, either undated or dated prior to current year, are void and new forms must be obtained and used that are dated by the State 4-H Office for the current year. Use of old forms should result in the loss of one ribbon placing for exhibits.

16. The exhibit must include written instructions for operation (the instructions should be written as if they were to tell a grandparent or elderly person how to operate the robot), construction plans, and one to three pages of project photographs. In addition, a 5-minute video stem a placed on a CD, DVD, USB drive, or similar removable storage device, if applicable. For robots that can be programmed, robot programming information must be included, this information should be placed inside the 10" x 13" manila envelope mentioned above. The exhibitor may enter their electronic project listed under the energy management program if the exhibitor so chooses.
17. In the event that the robot uses a device like a phone, iPad, or tablet for programming AND operation, DO NOT leave the device (phone, tablet, etc.) at the fair. The device's safety cannot be insured. Bring it with you the day of judging. **CONSULTATIVE JUDGING -All exhibits will be judged at an appointed consultative time. A schedule will be sent to members.** Parents are asked to listen to the judges and allow the member to answer the questions asked by the judge.
- 18. All exhibitors at the time of consultation will be given a 10-minute maximum time limit to speak with the judge. This will be strictly enforced.**
19. Creativity, workmanship, and functionality will be strong criteria in judging the "Robot designed by Exhibitor" classes. All robots should have a purpose or intended function, examples include, but are not limited to: following a line, sweeping the floor, solving a Rubix Cube, sorting colors, or climbing stairs.
20. Exhibitor's name(s) and county or district must be tagged or labeled in a prominent location on the robot, such as on the bottom, of the robot. Exhibit cards are not an acceptable form of labeling.
21. There are no county or district boundaries that must be adhered to in order to form a Kansas 4-H STEM-Robotics team. However, as mentioned in rule #4, each team member must be currently enrolled in the Kansas 4-H STEM-Robotics project.

CLASSES

Junior- Ages 7 - 8 years old as of Jan. 1 of the current 4-H year

- # Class 1624. Robot made from a commercial (purchased) kit. (No Programming just assembly)
- # Class 1625. Robot designed and constructed by exhibitor. The robot must not be a mere modification of an existing robot kit or plan.
- # Class 1626. Programmable robot made from a commercial (purchased) kit.
- # Class 1627. Robot designed and constructed by exhibitor or from a commercial kit, that is operated by a remote-controlled device
- # Class 1628. Junk Drawer Robotics

Intermediate- Ages 9-13 years old as Jan. 1 of the current 4-H year

- Class 5509 Robot made from a commercial (purchased) kit. (No Programming just assembly)
- Class 5510 Robot designed by exhibitor. The robot must not be a mere modification of an existing robot kit or plan.
- Class 5511 Programmable robot made from a commercial (purchased) kit.
- Class 5546 Robot designed and constructed by exhibitor or from a commercial kit that is operated by a remote-controlled device.
- Class 5544 Junk Drawer Robotics

Senior- Ages 14-18 years old as Jan. 1 of the current 4-H year

- Class 5313 Robot made from a commercial (purchased) kit. (No Programming just assembly)
- Class 5514 Robot designed by exhibitor. The robot must not be a mere modification of an existing robot kit or plan.
- Class 5515 Programmable robot made from a commercial (purchased) kit.
- Class 5547 Robot designed and constructed by exhibitor or from a commercial kit that is operated by a remote-controlled device.
- Class 5545. Junk Drawer Robotics

Team Robotics Project

Class 5517. Robot designed and constructed by two or more 4-H STEM Robotics project members. The robot must not be a mere modification of an existing robot kit or plan. The robot may be a programmable type that is made from a commercial (purchased) kit. This division is designed to encourage teamwork and cooperation among fellow 4-H STEM members. As with many high-tech projects today, no one person designs and builds a robot alone. It takes the brainstorming, planning, problem solving, and cooperation of an entire team to complete a given robotics project.

Department: 4-H Larned Community Center

DIVISION

4-H STEM: ROCKETRY

Superintendents: Brian Carlton

Exhibit Check-In & Consultation: Tuesday, July 25 * 8:00 a.m.-1:00 p.m.

Exhibit Release: Saturday, July 29 * 7:00 p.m.-8:00 p.m. OR Sunday, July 30 * 7:00 a.m.-8:00 a.m.

PURPOSE:

The Kansas 4-H STEM Rocketry program is designed to allow 4-H members to explore aerospace through rockets of various sizes. Kansas 4-H has adopted the National Association of Rocketry's rules, regulations, and safety guidelines.

GENERAL ROCKETRY RULES

1. All rockets displayed in this division must be constructed during the current 4-H year
2. If a rocket qualifies for the Kansas State Fair, exhibitors should read the State Fair rules for the Rocketry division as they may be different from those at the county fair.
3. Each exhibitor may enter up to two rocket exhibits that have been constructed during the current year. If two rockets are entered, one rocket must be a "model rocket kit", the second may be entered into any other applicable class. An exhibitor may not enter two rockets in the same class.
4. 4-Hers are to complete and sign the rocketry information form, available from <https://stem4ks.com/> or your local extension office and attach it to a 10" x 13" "manila" envelope. The envelope should contain:
 - a. Instructions on how to construct the rocket
 - b. Up to 5 pages of pictures from both construction and launch
 - c. Documentation of any flight damage that occurred
 - d. Any modifications made to the rocket
 - e. An additional page for altitude calculations if the space on the form is not enough.
 - f. Additionally, for original design rockets, also known as "scratch built" rockets:
 - g. 5 additional pages of photos are allowed
 - h. Documentation of how the rocket was tested for stability
5. If a safety violation is noted by the judges, superintendent, or other staff, the exhibitor's rocket, at the judges' discretion, will receive a participation ribbon.
6. Rockets are to be displayed upright on a display stand with a sturdy rod that does not extend past the top of the rocket or stand unassisted, unless the rocket is taller than 4 feet in which case no display stand is required and the rocket may be displayed on its side, rockets are not to be displayed on launch pads to save space and prevent someone from being poked in the eye.
7. Rockets **ARE NOT** to be displayed with used or unused rocket engines either in the rocket or as part of the stand, if rocket engines are included in the exhibit the judge may disqualify the exhibit.
8. Rockets should be flown unless there is an active burn ban in the county or conditions are too dangerous to safely launch the rocket. Just flying the last stage (the part with the nose cone) of a multi-stage rocket is acceptable.
9. Rockets, except those in the Junior division, are not to be "beginner kits" or use prefabricated fin assemblies or pre-finished rockets requiring no painting, these are not acceptable outside the Junior division, and should be disqualified
10. Angles of fins must fall within a plus or minus 2-degree variation using an approved fin alignment guide (such as KSSTAC10). An official fin guide is available from <https://stem4ks.com/>.
11. Fins and body tubes, except those in the introductory division, are to be filled and sealed with sanding sealer and/or primer or other suitable filler to eliminate the appearance of body grooves and wood grain.
12. Fins and launch lugs are to be filleted to reduce drag and properly secure them to the model.

13. Engine mounts are to be securely attached to the body tube.
14. Any seams on plastic parts are to be sanded smooth.
15. The recovery system (typically a parachute or streamer) should be attached according to the instructions
16. The nose cone is to fit snugly but still allow for easy removal.
17. Exhibits must be uniformly painted and smoothly finished or finished as per rocket instructions (for example, no painting required), and decals, if used, are applied smoothly.
18. Models may not be judged based on their paint scheme (colors and placement on the rocket), except for rockets that fit the definition of a 'scale model*' and are entered in the scale model class. All other rockets do not have to follow the suggested paint scheme, allowing the 4-H'er to display maximum creativity in the finishing of their rocket. Under no circumstances is the weight given to the paint scheme to be sufficient enough, by itself, to move the non-scale model from one ribbon placing to another.
19. "Scale models*" entered in the scale model class may be judged based on their paint scheme. The judge may deduct up to one ribbon placing for not following the paint scheme.
20. "Scale Models*" displayed in the scale model class are to be finished and completed with a majority (greater than 70%) of decals. For all other rockets the use of decals is optional.
21. Original design rockets cannot be a modification of a pre-existing kit and must be of original design.
22. Original design rockets must be designed by the exhibitor(s).
23. Exhibitor(s) must be 11 years of age (4-H age) or older to enter an original design rocket.
24. Original design rockets must include detailed instructions, so that someone could construct the original designed rocket just like a kit purchased at a store. Instructions can be as many pages as needed to convey full and complete construction techniques.
25. For a rocket entered in the original design classes, describe in the summary how the rocket was tested for stability prior to flying. Swing testing of the rocket is required. Other tests and calculations are encouraged. Exhibitors must include documentation of the swing test. Failure to swing test a rocket will result in a deduction of TWO ribbon placings.
26. A minimum of one additional page must be added to the rocketry information pack detailing the test(s) performed to insure stability. 4-Her's are strongly encouraged to provide as much detail as possible. Failure to provide adequate written documentation will result in a disqualification.
27. Rockets that use more than one 'D' engine or equivalent are consider mid or high-power rockets in 4-H.
28. Mid and High-Power exhibitors must be at least 14 years of age by January 1 of the current year.
29. In addition to the information packet completed for all rockets, a high-power information form is to be completed and placed inside of the information packet. This may be downloaded from <https://stem4ks.com/>
30. Exhibitors in the mid and high-power divisions must hold memberships in either NAR or Tripoli organizations.
31. The NAR High Power Rocket Safety Code applies to the construction and launching of all rockets displayed in this division. As such all mid and high-power rocketry exhibitors must comply with the NAR High Power Rocket Safety Code that is in effect as of October 1st of the current 4-H year.
32. All rockets in the mid and high-power divisions are to be launched under adult supervision by the 4-H member who constructed the rocket.
33. For rockets launched using an engine(s) that have 160.1 ('H' engine or equivalent amount of smaller engines) Newton's-seconds or larger, adult supervision must be provided by an individual having at least a level 1 high power certification. The 4-H member should also hold or be attempting to attain their level 1 high power certification if launching on this large of an engine.

***As defined by the National Association of Rocketry (NAR), a scale model is "any model rocket that is a true scale model of an existing or historical guided missile, rocket vehicle, or space vehicle." The intent of scale modeling is, according to the NAR, "to produce an accurate, flying replica of a real rocket vehicle that exhibits maximum craftsmanship in construction, finish, and flight performance." (NAR "Pink Book" 50.1 4-1)**

Division JR - Exhibitors 7 and 8 years old

Class 1629. Rocket made from kit, without pre-assembled fin units. Include plans.

Class 1630. Rocket made from “beginner’s kit.” Include plans. Rockets in this class may have pre-assembled fin units. (This class is for first and second year 4-H members to explore the rocketry project.)

Class 1631. Scale Model Rocket made from kit. Include plans.

Division A - Exhibitors 9 through 13 years old

Class 5520. Rocket made from kit. Include plans.

Class 5537. Scale Model Rocket made from kit. Include plans.

Division B - Exhibitors 11 through 13 years old (9-10 year olds may not enter in this class)

Class 5521. Rocket designed by exhibitor: not merely a modification of an existing kit. Include original plans.

Class 5538. Scale Model Rocket designed by exhibitor: not merely a modification of an existing kit. Include original plans and stability testing.

Division C - Exhibitors 14 years and older

Class 5525. Rocket made from kit. Include plans.

Class 5526. Rocket designed by exhibitor: not merely a modification of an existing kit. Include original plans.

Class 5527. Rocket designed by exhibitor: that uses alternative skins; not merely a modification of an existing kit. Include original plans.

Class 5539. Scale Model Rocket made from kit. Include plans.

Class 5540. Scale Model Rocket designed by exhibitor, not merely a modification of an existing kit. Include original plans and stability testing.

Division D - Exhibitors 11 years and older

This class is designed to encourage teamwork among individuals and clubs to work on a rocket from the initial design to the finished product.

Class 5530. Rocket designed by 2 or more exhibitors: not merely a modification of an existing kit. Include original plans.

****In addition to the above rules, the ‘High Power Rocketry (‘H’ or ‘I’ engines) Guidelines from the Kansas State Fair Book will be followed for Division E and Division F****

Division E- Exhibitors 14 years and older

Class 5536. Mid-power rocket made from kit or original design.

Division F - Exhibitors 14 years and older

Class 5535. High-power rocket made from kit or original design.

Department: 4-H Larned Community Center
DIVISION
4-H STEM – UNMANNED AERIAL SYSTEMS

Superintendents: Russell Linderer

Exhibit Check-In: Tuesday, July 25 * 8:00 a.m.-1:00 p.m.

Exhibit Release: Saturday, July 29 * 7:00 p.m.-8:00 p.m. OR Sunday, July 30 * 7:00 a.m.-8:00 a.m.

Purpose: The 4-H unmanned aerial systems or UAS project explores the world from above the trees and discovers new frontiers with UASs. UASs are commonly known as Unmanned Aerial Vehicles (UAVs) or drones. Members explore the uses and applications of unmanned aerial systems including how UASs link to other projects such as geology, robotics, electronics, crop science and many more.

RULES

1. The 4-H members must be currently enrolled in the 4-H STEM Unmanned Aerial Systems (UAS) project to exhibit in this division.
2. Each exhibitor may enter one exhibit per class. Exhibit must have been completed during the current 4-H year.
3. The information that accompanies the UAS must be limited to the 4-H STEM Exhibit Information Form which is affixed to a 10" x 13" envelope. This envelope should NOT be attached to the UAS. This may be downloaded from <https://stem4ks.com/>. Any UAS exhibit not including this completed envelope will receive an automatic participation ribbon. All revisions of forms previously released for the STEM division dated prior to current year are void for use and new forms must be obtained and used that are dated by the Kansas State 4-H Office for the current year.
4. Each exhibit **MUST** include a video of the youth operating their UAS. This allows judges to get a better understanding of the exhibit and allows the youth the opportunity to fully demonstrate their exhibit. The video should be no longer than 8 minutes and should be placed on a CD, DVD, USB drive, or similar.
5. Exhibitor's name, county or district, age, and years(s) in project must be tagged or labeled in a prominent location on the exhibit, educational display, notebook, and/or poster.
6. Unmanned Aerial Systems that include or depict weaponry of any kind will be disqualified.
7. See the last section for full details about exhibiting posters, display boards and notebooks.
8. If modifications are made to the exhibit a page should be attached noting those modifications.
9. If a safety violation is noted by the judges, superintendent, or other staff, the exhibitor's exhibit, at the judges' discretion, will receive a participation ribbon.
10. For exhibits "designed and constructed by the exhibitor" the UAS must not be a mere modification of an existing kit or plan. You may not exhibit a UAS that is purchased off the shelf in this class.
11. For "practical application" exhibits, the exhibit must include the UAS, plus one or more of the following: video, notebook, poster, display board, etc. This class is separate from educational exhibits. A tangible use would be mapping Russian olive trees, eroded soils, and bindweed in fields, etc. There are also many other non-agricultural UAS uses that would be appropriate for this class.

Junior Division – 7-8 years old

- # Class 1632. Unmanned Aerial System "designed and constructed by exhibitor" that is operated by a remote-controlled device. The UAS must not be a mere modification of an existing kit or plan. You may not exhibit a UAS that is purchased off the shelf in this class.
- # Class 1633. "Practical application" of an Unmanned Aerial System constructed from a commercial (purchased) kit. This includes the UAS, plus one or more of the following: video, notebook, poster, display board, etc. This class is separate from educational exhibits. A tangible use would be mapping Russian olive trees, eroded soils, and bindweed in fields, etc. There are also many other non-agricultural UAS uses that would be appropriate for this class.

Intermediate Division – 9-13 years old

Class 5701. Unmanned Aerial System “designed and constructed by exhibitor” that is operated by a remote-controlled device. The UAS must not be a mere modification of an existing kit or plan. You may not exhibit a UAS that is purchased off the shelf in this class.

Class 5702. “Practical application” of an Unmanned Aerial System constructed from a commercial (purchased) kit.

Senior Division - 14 years and older

Class 5706. Unmanned Aerial Systems “designed and constructed by exhibitor” that is operated by a remote-controlled device.

Class 5707. “Practical application” of an Unmanned Aerial System constructed from a commercial (purchased) kit. This includes the UAS, plus one or more of the following: video, notebook, poster, display board, etc. This class is separate from educational exhibits. A tangible use would be mapping Russian olive trees, eroded soils, and bindweed in fields, etc. There are also many other non-agricultural UAS uses that would be appropriate for this class.

Department: 4-H John M. Lewis & Sons Livestock Center

DIVISION

4-H BREEDING GILT

4-H MARKET SWINE

4-H SWINE

Superintendent: Ted Van Horn

Livestock/Animal Drop-Off- Wednesday July 26 * 7:00 a.m.

Check-In: Wednesday, July 26 * 6:00 p.m.

Livestock/Animal Release: Saturday July 29 * 10:00 p.m.

(ROUND ROBIN- page 17 * LIVESTOCK SALE- page 18* CARCASS SHOW- see page 18)

Small Animal Shows: Thursday, July 27 * 8:00 a.m.

SPECIAL AWARDS:

Grand Champion Market Hog- Sponsored by Mr. & Mrs. Gary Seibert, Seibert Feeding

Reserve Grand Champion Market Hog- Sponsored by the Pawnee County Coop

Grand Champion Swine Showman- Sponsored by Crane Farms

Reserve Grand Champion Swine Showman- Sponsored by the Marvin Finger Memorial- Pawnee County 4-H Foundation

Champion Senior Swine Showman- Sponsored by the Glenn & Velma Hewson Memorial- Pawnee County 4-H Foundation

Champion Junior Swine Showman- Sponsored by the Glenn & Velma Hewson Memorial- Pawnee County 4-H Foundation

Grand Champion Breeding Gilt- Sponsored by Joe and Michelle Koch

Grand Reserve Champion Breeding Gilt- Sponsored by Joe and Michelle Koch

1st Time 4-H Livestock Exhibitor/s at County Fair- Sponsored by the Judy Zook Memorial -Pawnee County 4-H Foundation

RULES

1. Read 4-H General Rules & Regulations, 4-H Livestock Rules, and Glenn Mull Family Memorial Livestock Sale Rules.
2. Each 4-H'er may show a total of 2 market swine and 2 breeding gilts. Gilts may not show as market hogs and breeding gilts.
3. Only barrow or gilts will be allowed to show. No boars or stags.
4. All market swine and breeding gilts must have been identified in the exhibitor's name with approved 4-H ear tags on or before the county weigh-in date. The official ear tag must be in place at time of entry.
5. Only 6 animals will be tagged per 4-H'er for County Fair.
6. Sale animals must go to Meade Locker and Processing, LLC.
7. Gilts can be exhibited and returned to your breeding herd. If you do move them back into the herd, they should be isolated and treated as a new addition to the farm.
8. Two breeding gilts are required per class, otherwise All Other Breeds (AOB).
9. Breeding Gilt Champion and Reserve Champion in each breed will be selected, if justified, and these gilts will be the only ones eligible for Grand Champion and Reserve Grand Champion.
10. Breeding gilts and market hogs must be born January 1, or later of the current year.
11. Breeding gilts are **not** eligible for the premium sale or the carcass show.
12. A breeding gilt or market hog may be shown for showmanship.
13. Total body clipping of swine entries is allowed.
14. Superintendent will break market and gilt classes at their discretion.
15. Show order will be posted in the livestock barn.
16. Showmanship for 4-H swine exhibitors will be held at the conclusion of the swine judging. Ribbon awards will be

provided. Champion and Reserve Champion in Junior and Senior Divisions will show for Grand Champion and Reserve Grand Champion.

17. **THIS DIVISION DOES NOT QUALIFY FOR KANSAS STATE FAIR.** To qualify for State Fair, nominations are due June 15 for market hogs and commercial gilts. Please contact the Agent to do so.

Order of Show: Breeding Gilts, Market Hogs, Showmanship

CLASSES (#- MARKS CLASSES OR AGE INELIGIBILITY FOR THE KANSAS STATE FAIR)

Breeding Gilts

- Class 1700. Breeding Gilts-Duroc
- Class 1701. Breeding Gilts-Hampshire
- Class 1702. Breeding Gilts- Yorkshire
- Class 1703. Breeding Gilts- Berkshire
- Class 1704. Breeding Gilts- Spot
- Class 1705. Breeding Gilts- Poland China
- Class 1706. Breeding Gilts-Light All Other Breeds (AOB)
- Class 1707. Breeding Gilts- Dark All Other Breeds (AOB)
- Class 1708. Breeding Gilts- Commercial

Market Swine

200 lbs to go to sale

- Class 1709. Market Swine- Light All Other Breeds (AOB)
- Class 1710. Market Swine- Dark All Other Breeds (AOB)
- Class 1711. Market Swine- Duroc
- Class 1712. Market Swine- Spot
- Class 1713. Market Swine-Berkshire
- Class 1714. Market Swine-Yorkshire
- Class 1715. Market Swine- Hampshire
- Class 1716. Market Swine- Poland China
- Class 1717. Market Swine- Crossbred

Showmanship

- Class 1718. Junior Division – 11 years of age and under, as of January 1, current year
- Class 1719. Senior Division – 12 years of age and over, as of January 1, current year

Department: 4-H Larned Community Center

DIVISION

4-H VISUAL ARTS

Superintendents: Keri Applequist & Jennifer Applequist

Exhibit Check-In & Consultation: Tuesday, July 25 * 8:00 a.m.-1:00 p.m.

Exhibit Release: Saturday, July 29 * 7:00 p.m.-8:00 p.m. OR Sunday, July 30 * 7:00 a.m.-8:00 a.m.

SPECIAL AWARD:

Grand Champion Visual Arts (This is a one-time award)- Sponsored by The Jason & Brooke Meckfessel Memorial-Pawnee County 4-H Foundation.

RULES

1. Read 4-H General Rules & Regulations.
2. Any 4-H'er can make up to **8 total** entries in this division.
3. One exhibit from each of the of the five categories, (Fine Arts, Clay and Ceramics, Leather and Jewelry), will be selected to represent Pawnee County at the Kansas State Fair for those age eligible (ages 9-18)
4. Articles exhibited must be an original design created by the exhibitor. See copyright guidelines in the General Rules.
5. **Kits and preformed molds are not considered original and are not acceptable in any Visual Arts Class.** Combining parts of different patterns (pictures, photographs, images from the internet or a magazine) with the member's own ideas can result in an original design, but simply changing the color, pattern, and/or size of a pattern does not make the design original. If you create a replica of what you see somewhere else (i.e. Pinterest), it is not your original design. If a photo, sketch, or other idea source was used, submit it with your entry, firmly attached to your exhibit.
6. **LEGOS**
 - a. **NOT ALLOWED- ANY Lego "KIT" or "PATTERN" (For Example from Lego design books) These exhibits may be entered in Open Class Arts and Crafts Division.**
 - b. **ALLOWED- Lego blocks used as an ORIGINAL Three-Dimensional media to be entered under the Three-Dimensional Class. The design/creation must be original to the 4-Her and may include parts/pieces of kits but cannot be assembled in any way that still resembles the original kit in which it came from.**
***For example, half of a kit assembled castle cannot be used but the drawbridge portion could be used or the use of a frame and wheels from a car kit can be used but the body would need to be a 4-Her's original design/creation.**
7. All visual arts exhibits are evaluated using a visual arts rubric, which takes into account correct use of design elements, craftsmanship, and creativity.
8. Large art items will not be accepted. Exhibits must be of manageable size and be easily transported and displayed by one person.
9. All exhibits which need to be hung should be finished so that they are ready to hang (including all fine arts). Exhibits must have a wire or saw tooth hanger attached (no string or tape). If necessary hardware is not attached it will be deducted a ribbon and will not be displayed.
10. Multi-piece items should be marked accordingly as a set.
11. 4-H members should exhibit in the project in which they are enrolled. The Fiber Arts Project offers classes for quilting, embroidery, counted-cross stitch, etc. and those items should be shown in Fiber Arts.
12. No plants or plant materials needing watering can be entered as an art display or item.
13. All exhibits are entered at your own risk.
14. A Champion and Reserve Champion will be chosen from each class. An overall Grand and Reserve Champion will be chosen from both Junior and Senior OR Champion and Reserve Champion chosen from each Age level and an Overall Grand and Reserve Grand Champion will be chosen.
15. Visual Arts will be judged by consultation, beginning at 10:00 a.m. on the Tuesday of the Fair. Parents and leaders can listen in on the interview.

14. Include 4-H'er's age on entry card beside name upon receipt.

CLASSES (#- MARKS CLASSES OR AGE INELIGIABIITY FOR THE KANSAS STATE FAIR)

JUNIOR LEVEL- Ages 7-8

- # Class 1800. Fine Arts -Oil, chalk, charcoal, dyes, pastels, pencil, ink, acrylic, or watercolor on canvas, canvas board, paper, wood, metal, or textiles, framed as a picture, prepared for hanging. Stretched canvas art on a wooden frame is considered prepared for hanging provided that frame has a hanger.
- # Class 1801. Clay and Ceramics - Any original item made of clay; may be fired or unfired, hand formed, or thrown on a wheel. Self-hardening, fire/oven-cured, and/or cornstarch clays are acceptable. Items can include, but are not limited to, clay statues, bowls, etc.
- # Class 1802. Leather and Jewelry- Any leather stamping, carving, tooling, lacing, or stitching piece or any jewelry piece made from any medium are acceptable exhibits.
- # Class 1803. Three-Dimensional - The piece must be observable on at least three sides and should be either free-standing or prepared to be hung. Craft and pre-formed or assembled projects are not acceptable.
- # Class 1804. -General Crafts - This category incorporates miscellaneous pieces that do not correspond to the four, above-mentioned categories.

INTERMEDIATE/SENIOR LEVEL- Ages 9-18

- Class 4501. Fine Arts Oil, chalk, charcoal, dyes, pastels, pencil, ink, acrylic, or watercolor on canvas, canvas board, paper, wood, metal, or textiles, framed as a picture, prepared for hanging. Stretched canvas art on a wooden frame is considered prepared for hanging provided that frame has a hanger.
- Class 4502. Clay and Ceramics- Any original item made of clay; may be fired or unfired, hand formed, or thrown on a wheel. Self-hardening, fire/oven-cured, and/or cornstarch clays are acceptable. Items can include, but are not limited to, clay statues, bowls, etc.
- Class 4503. Leather and Jewelry - Any leather stamping, carving, tooling, lacing, or stitching piece or any jewelry piece made from any medium are acceptable exhibits.
- Class 4504. Three-Dimensional - The piece must be observable on at least three sides and should be either free-standing or prepared to be hung. Craft and pre-formed or assembled projects are not acceptable.
- Class 4505. General Crafts- This category incorporates miscellaneous pieces that do not correspond to the four, above-mentioned categories.

Department: 4-H J.A. Haas Exhibit Building
DIVISION
4-H WILDLIFE

Superintendent: Brett & Colton Kirby

Exhibit Check In: Wednesday, July 26 * 11:00 a.m.-12:30 p.m.

Exhibit Release: Saturday, July 29 * 7:00 p.m.-8:00 p.m. OR Sunday, July 30 * 7:00 a.m.-8:00 a.m.

RULES

1. Read 4-H General Rules & Regulations.
2. EXHIBITORS MUST COMPLY WITH STATE AND FEDERAL LAWS. It is illegal to possess threatened or endangered wildlife, or the feathers, nests, or eggs of non-game birds. Game birds and game animals taken legally during an open season may be used. The use of live wild animals in educational exhibits is prohibited.
3. The Pawnee County Fair is not responsible for damage during the exhibition period.
4. Name, county or district, age, and year in project should be in a prominent location on the exhibit.
5. 4-H Record Book pages are not allowed to be used in the notebook.
5. Educational Display:
 1. Main idea presented clearly/simple/forcefully
 2. Observer gains information clearly/concisely/informatively
 3. Subject/Main Idea "showcases" 4-H project
 4. Visual Appeal- Letter Size, colors, symbol, models etc.
 5. Knowledge gained/learned by exhibitor
 6. Knowledge shared through display
6. Promotional Poster:
 1. Main idea presented clearly/simple/forcefully
 2. Observer gains information clearly/concisely/informatively
 3. Subject/Main Idea "showcases" 4-H project
 4. Visual Appeal- Letter Size, colors, symbol, models etc.

CLASSES

- Class 5400. Notebook. Contents pertain to some phase, results, story or information about the wildlife project.
- Class 5401. Promotional Poster. Must be related to something learned in the wildlife project. (Flat poster board or foam board no larger than 22" x 28").
- Class 5402. Educational Display. Must be directly related to the wildlife project. Maximum tri-fold size is 3' x 4'.
- Class 5403. Taxidermy/Tanning Exhibit. Should include an attachment that shows the work in progress through photos with captions, or a detailed journaling of the process.

Department: 4-H Larned Community Center

DIVISION

4-H WOODWORKING

Superintendents: Danny Binder

Exhibit Check-In & Consultation: Tuesday, July 25 * 8:00 a.m.-1:00 p.m.

Exhibit Release: Saturday, July 29 * 7:00 p.m.-8:00 p.m. OR Sunday, July 30 * 7:00 a.m.-8:00 a.m.

SPECIAL AWARDS:

Grand Champion Woodworking Exhibit- Sponsored by The Dewey Schultz Memorial -Pawnee County 4-H Foundation and Doerr's Ace Hardware.

Reserve Grand Champion Woodworking Exhibit- Sponsored by The Michael Steffen Memoria Pawnee County 4-H Foundation.

Champion Junior Woodworking Exhibit- Sponsored by The Rick Best Memorial Pawnee County 4-H Foundation

RULES

1. Read 4-H General Rules & Regulations.
2. An exhibitor may enter two entries per class.
3. **The plan from which it was constructed must be with the article exhibited.** The plan may be a photocopy, the actual pattern, or a scale drawing. It must be complete and accurate to the extent that a duplicate article could be built using the plan as a guide. Please note: a set of step by step instructions is not a plan.
4. In addition, include a list and cost of materials, plus amount of time spent on constructing and finishing the article. This list should include all wood, hardware, finishing supplies, etc.
5. Exhibits **MUST** be labeled with name, club, and age.
6. The entry card plans, and all other paperwork should be secured to the project in some manner. Tape is usually not adequate to accomplish this. It is recommended to use a zip top plastic bag with a hole punched through it and using string to tie this to the exhibit.
7. Projects with missing or insufficient plans will be lowered one ribbon placing (i.e. a blue ribbon exhibit will receive a red ribbon).
8. The use of materials other than wood should be kept to a minimum.
9. Projects that have unsecured glass, i.e., glass shelves, glass top of a coffee table, etc., should not be brought to the fair. Glass that is secured in the project, i.e., glass front of a gun case or cabinet, etc., is permissible since it cannot be easily removed.
10. Refinished/ repaired furniture should be exhibited in Home Environment Class 4400 - Single Exhibit.
11. Projects made from pre-cut kits are **not** allowed.
12. In judging woodwork articles, consideration will be given to: Workmanship, including accuracy to the plan; Design; Choice of wood; Suitability and quality of finish; and Usefulness.
13. Firearms and weapons are not to be entered or exhibited.
14. Superintendent/s may combine classes at their discretion.
15. During consultative judging, 4-H'ers must be the ones answering the Judge's questions; the parents and leaders may LISTEN but not answer questions.
16. Champion and Reserve Champion will be selected in the Junior and Senior Divisions, if justified. Grand Champion and Reserve Grand Champion will be selected only from the Senior Division (as they are the only group eligible to advance to the Kansas State Fair), if justified.

CLASSES

JUNIOR- AGES 7-8 of current 4-H Year

Class 2000. Article for farm or shop use

Class 2001. Furniture for household or lawn use

Class 2002. Other woodwork- Articles not included in above classes. Examples: birdhouse, bird-feeders, household equipment's such as knife racks, bread boards, door stops etc.

SENIOR- AGES 9-18 of current 4-H Year

Class 4700. Article for farm or shop use

Class 4701. Furniture for household or lawn use

Class 4702. Other woodwork. Articles not included in above classes. Examples: bird houses, bird feeders, household equipment such as knife racks, bread boards, door stops, etc



4-H SPIN (SPECIAL INTEREST) DEPARTMENT

RULES

1. Open only to youth enrolled in a Pawnee County 4-H SPIN Club for the current year.
2. Traditional 4-H'ers must enter in the traditional 4-H Division, or Open Class, with their projects, even if they participated in the SPIN Club. This section is for 4-H'ers who were ONLY in SPIN Clubs.
3. Refer to the 4-H Department for rules pertaining to your entry.
4. All exhibits must be directly related to the SPIN Club the 4-H'er participated in.
 - a. These exhibits can be constructed outside of the SPIN Club timeframe as long as they are from the current year (October-September).
5. Educational Exhibit may be in the form of a poster, notebook, or display. Follow copyright laws as explained in the
6. General Fair Information, as you are preparing your exhibit. Take care to select materials that will withstand Fair conditions.
 - a. No card table displays are allowed.
 - b. If the exhibit is a poster, it must not be larger than 22" x 28" and must be able to be attached to a wall, so do not use items that cannot hang.
 - c. Displays are not to exceed a standard commercial 3' x 4' tri-fold display board. Must not require electricity.
 - d. Name must be clearly marked on educational exhibits.
 - e. See 4-H Division Notebooks, Posters, & Displays for more information.
7. Exhibits will receive 4-H ribbons and premium money based upon judge's final decision.
8. Unless specifically stated for SPIN Club classes, all 4-H Foundation Memorials and additional awards are for traditional 4-H classes.
7. SPIN Club classes are not qualified for the Glenn Mull Family Memorial 4-H Livestock Sale for either food or livestock. If you are interested in participating in the livestock sale, please visit with the Extension Office about traditional 4-H enrollment.
8. Fair entries must be completed on FairEntry prior to the start of the fair. Late entries will be docked one ribbon placing in premium money. A late entry is defined as one that is turned in after July 25 or is checked in after check in time at the Fair.
9. SPIN Club 4-H'ers are eligible for premium money. This money will be available to the 4-H'ers in late October in the Extension Office. Those receiving premium money will be notified.